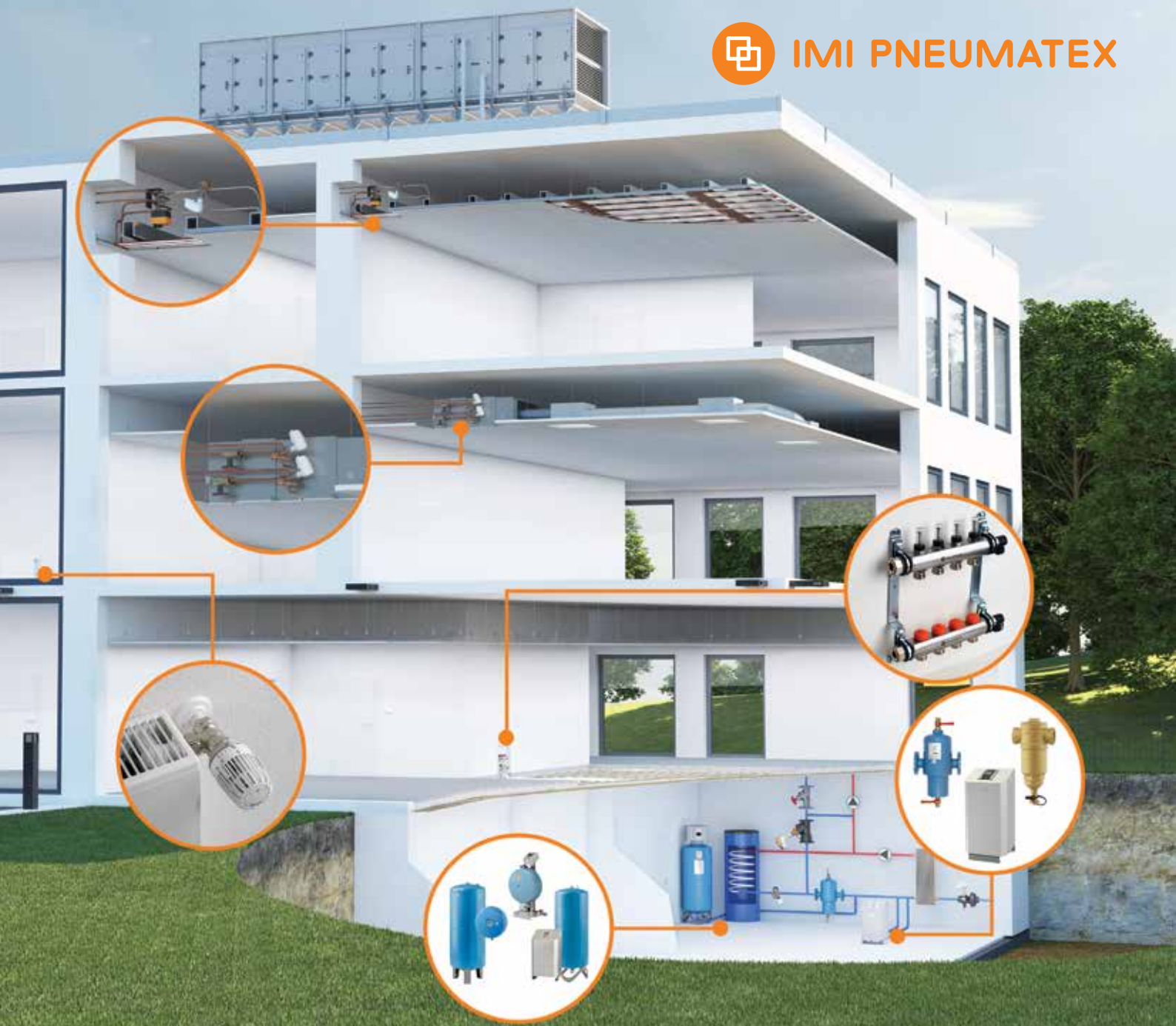


IMI TA

IMI PNEUMATEX



Product Guide 2023

Balancing, Control and Actuators
Pressurisation and Water Quality

SECTION A



Pressure independent balancing and control valves

TA-Modulator	10
TA-COMPACT-P	10
KTM 512	10



Combined balancing and control valves

TBV-C	12
TBV-CM	12
TA-COMPACT-T	12



Standard control valves

CV216/316 RGA	14
CV206/216 GG	14
CV306/316 GG	14
BR12WT	14
CV240/340 S/E	14
CV216/316	14
CV225/325	14
TA-6-WAY VALVE	14



Smart Control

TA-Smart	16
TA-Smart-Dp	16



Actuators for balancing and control valves

TA-Slider 160, 500	24
TA-Slider 750, 1600	24
EMO T	24
EMO TM	24
TA-TRI	24



Actuators for standard control valves

TA-MC55	27
TA-MC55Y	27
TA-MC65	27
TA-MC100	27
TA-MC160	27
TA-MC161	27
TA-MC220	27
TA-MC223	27
TA-MC400	28
TA-MC500	28
TA-MC1000	28

SECTION B



Balancing valves

TBV	31
STAD	31
STAD-C	31
STAD-R	32
STAD-D	32
STAF, STAF-SG	32
STAF-R	32
STAG	32
TA-BVS 240/243	32
TA-BVS 140/143	32



Fixed orifices

MDF0	33
------------	----



Double regulating valves

STK	34
-----------	----



Differential pressure controllers

STAP DN 15-50	36
DA 516 / DAF 516	36
TA-PILOT-R	36
TA-COMPACT-DP	36
STAP DN 65-100	36



Differential pressure relief valves

HydroLux	37
BPV	37
PM 512	37

SECTION C



Expansion vessels

Statico SD	42
Statico SU	42
Statico SG	42
Aquapresso	42



Automatic pressure maintenance systems

Simply Compresso	46
Compresso F Connect	46
Compresso C Connect	46
Compresso CX Connect	46
Transfero TV Connect	46
Transfero TVI Connect	46
Transfero TI Connect	46



Safety valves

Safety valve	48
--------------------	----



Pressure reducing valves

Pressoreduct	49
--------------------	----

SECTION D



Dirt & micro bubble separators and degassing units

Zeparo ZUT, ZUTS	54	Zeparo ZTMI	55
Zeparo ZUV, ZUVS	54	Zeparo ZTKMI	55
Zeparo ZUM	54	Ferro-Cleaner	55
Zeparo ZUKM	54	Zeparo G-Force	55
Zeparo ZUCM Collect	54	Zeparo ZIO	55
Zeparo Cyclone	54	Simply Vento	55
Zeparo ZTVI	55	Vento V, VI, Compact	55



Water make-up and treatment systems

Pleno PX	57
Pleno PIX Connect	57
Pleno PI 9F Connect	57
Pleno PI 9.1 Connect	57
Pleno PI 9.2 Connect	57
Pleno Refill	57

SECTION E



Measuring tools

TA-SCOPE	61
----------------	----

Balancing instruments

TA Link	61
---------------	----

Software

HySelect	62
HyTools	62
IMI Hecos	63
HyTune	63

SECTION F

HEATING

F1 Pressure-independent balancing and control valves	66
F2 Multi-purpose balancing and control valves	68
F3 Balancing and standard control valves	72
F4 Thermostatic radiator valves with pre-setting	76
F5 AFC technology (Automatic Flow Control)	78
F6 Balancing and standard control valves	80

COOLING

F7 Pressure independent balancing and control valves	82
F8 Combined balancing and control valves	84
F9 Balancing and standard control valves	86
F10 Control valves with return temperature controller	90
F11 Balancing and standard control valves	92

EXTRA

F12 Auto-adapting variable flow decoupling circuit	94
F13 Zone temperature control (e.g. for use in apartments)	96
F14 Four-pipe heating and cooling system – variable flow	98
F15 Computer room air conditioning (CRAC) unit	102



TA-Control range

Introduction	7
Pressure independent balancing and control valves.....	9
Combined balancing and control valves	11
Standard control valves	13
Smart Control	16
TA-Slider	18
TA-Dongle.....	20
Actuators for balancing and control valves.....	22
Actuators for standard control valves	25



Balancing

Introduction	29
Balancing valves	30
Fixed orifices.....	33
Double regulating valves	34
Differential pressure controllers.....	35
Differential pressure relief valves.....	37



Pressure Maintenance

Introduction	40
Expansion vessels.....	41
Automatic pressure maintenance systems	45
Safety valves	47
Pressure reducing valves.....	49



Water quality

Introduction	51
Dirt & micro bubble separators and degassing units.....	52
Water make-up and treatment systems	56




Tools

Introduction	59
Balancing instruments.....	61
Measuring tools	61
Software	62



Applications

Introduction	65
Heating system – variable flow	66
Heating system – constant flow	80
Cooling system – variable flow	82
Cooling system – constant flow	92
Special solutions – variable flow	94
Four-pipe heating and cooling system – variable flow.....	98
Special solutions – variable flow	102



IMI TA
Balancing, Control
and Actuation
Solutions that give you
control at every turn

The ethos of IMI TA is to help you achieve a comfortable, optimized and energy efficient indoor climate at minimum operating cost. This requires great technical solutions of course, but also great people. Which is why we complement our product offer with expert support. We stand by you through the entire project's lifetime and provide technical trainings and seminars to help solve your challenges and meet your needs.

Since its conception in 1897 in Ljung, Sweden, IMI TA has been building a 360° portfolio of quality balancing & control products that deliver optimal performance, maximize energy efficiency and help to create stable & long-lasting HVAC system.



2021 **TA-Smart**, 2-way control valve with uniquely shaped EQM characteristics with flow, temperature and power measurement capabilities. Also available as a differential pressure controller with TA-Smart-Dp



2017 Our iconic measuring instrument **TA-SCOPE** gets an update with **DpS-Visio** to offer even simpler and accurate measuring and balancing.



2016 **TA-Slider**, our digitally configurable actuator - with or without BUS communication, is launched.



2015 **TA-Modulator**, our highly precise modulating control valve, is launched.

**100
000**

2008 IMI TA reaches **100 000 project wins**.



1997 IMI acquires TA and establishes IMI TA.



1977 AHA and Tour Agenturer merge to form Tour & Andersson AB (TA).



1957 TA launches the world's 1st manual balancing valve.



1897 August Hilmer Andersson (AHA) began manufacturing water and heating fittings in Ljung, Sweden.

**Over 4 million
reasons every
year to measure**



Highly precise hydronic control you can measure and diagnose



TA-Modulator
with **TA-Slider 160**

TA-Modulator
with **TA-Slider 500**

TA-Modulator
with **TA-Slider 750**

The best energy efficiency can be achieved only when all processes inside the system are measurable and transparent. True system parameters and also possible system failures can be found only by precise and reliable measuring procedures. Thus, all our combined balancing and control valves are equipped with measuring points enabling you to measure flow, pressure drop, temperatures and even actual power. Patented features like fully adjustable Kvs, and the ability to measure available pump head differentiates us from the competition. The new TA-Slider actuators are the most flexible actuators on the market with unique tracking of the last 10 errors to ensure faster detection of any faults.

CONTROL VALVE AND ACTUATORS

Control valves	A1	Pressure independent balancing and control valves	9
	A2	Combined balancing and control valves	11
	A3	Standard control valves	13
Smart Control	A4	Smart Control valves	15
Actuators	A5	Actuators for balancing and control valves	18
	A6	Actuators for standard control valves	25

I need highly precise, efficient and innovative solutions.

You understand the importance of energy efficiency, high performance and flexibility. So do we! Our TA-Control solutions help you design HVAC systems that deliver optimal control, maximum efficiency and an enhanced professional reputation. Discover why our **TA-Control solutions** range is what you are looking for www.imi-hydronic.com

DIAN AGUNG

DESIGNER AND CONSULTANT

TA-CONTROL


You are looking for precision, innovation and high efficiency – our control valves and actuators will provide you with just that!

TA-Modulator Range
(DN 15 – DN 200)



TA-Slider Range
(160 – 1600)





Pressure independent balancing and control valves

5 in 1 concept

Pressure independent balancing and control valves are the ideal solution for modern heating and cooling systems requiring low operating costs, and easy and flexible installation. Valves provide stable and precise temperature control under all working conditions due to the integrated differential pressure controller that maintains a constant differential pressure over the control part. Fully open valves limit maximum flow and ensure hydronic balancing.

Our valves are unique in the market, whereby you benefit from excellent diagnostic and measuring features that help you set the working point of pumps, save maximum energy and find possible system failures.

YOUR BENEFITS

- 5 in 1: control + balancing + diagnostics + Dp control + shut-off
- The best diagnostics possibilities on the market
- Small pressure drop, energy efficient and quiet operation
- High quality and longevity

KEY TECHNICAL PARAMETERS

A1 Pressure independent balancing and control valves	PN	Min. temp.	Max. temp.	Max. Dp	Control	Dimensions													
	bar	°C	°C	bar	characteristic	10	15	20	25	32	40	50	65	80	100	125	150	200	
TA-COMPACT-P	16	-10	90	4	LIN	✓	✓	✓	✓	✓									
TA-Modulator	16	-10/-20	90/120	4/6	EQM	✓	✓	✓	✓	✓	✓	✓							
TA-Modulator	16/25	-10	120	8	EQM								✓	✓	✓	✓	✓	✓	✓
KTM 512	16/25	-10	120/150	16	EQM		✓	✓	✓	✓	✓	✓	✓	✓	✓	✓	✓	✓	

FUNCTIONS

A1 Pressure independent balancing and control valves	Control	Max flow pre-setting	Differential pressure control	Shut-off	Flushing	Measurement				
						Flow	Pressure drop	Temperature	Available differential pressure	Power
TA-Modulator	✓	✓	✓	✓	✓ DN 40-50	✓	✓	✓	✓	✓
TA-COMPACT-P	✓	✓	✓	✓		✓	✓	✓	✓	✓
KTM 512	✓	✓	✓	✓		✓	✓	✓		✓

EQM



TA-Modulator

- Flow range up to 329 m³/h (new DN200)
- Perfect solution for precise temperature control using proportional actuators
- 6× better stroke control than linear valves
- Uniquely shaped EQM characteristic
- Compatible actuators TA-Slider 160, TA-Slider 500, TA-Slider 750 and TA-Slider 1600
- Enables complete system diagnostics and flow measurement

Suitable actuators page 23

LIN



TA-COMPACT-P

- Flow range up to 3,7 m³/h
- Very compact, slim and practical valve for small terminal units
- Easy access to all its functions from one side
- Actuator connection M30x1,5
- Enables total system diagnostics
- Linear characteristic, best suited for on/off control
- Made from patented alloy AMETAL®

Suitable actuators page 23

EQM



KTM 512

- Flow range up to 66,8 m³/h
- Ideal control valves for modulating control in district energy systems
- Wide range of actuators and adapters
- High resistance against corrosion

Suitable actuators page 23

See applications

F1

F4

F5

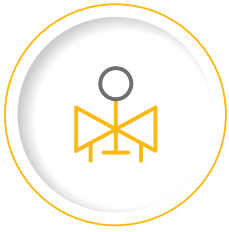
F7

F9

F10

F11

F14



Combined balancing and control valves

KEY TECHNICAL PARAMETERS

A2 Combined balancing and control valves	PN	Min. temp.	Max. temp.	Max. Dp	Control characteristics	Dimensions											
	bar	°C	°C	bar		10	15	20	25	32	40	50	65	80	100	125	150
TBV-C	16	-20	120	9,7 ¹	LIN ³		✓	✓	✓								
TBV-CM	16	-20	120	9,7 ¹	EQM		✓	✓	✓								
TA-COMPACT-T²	16	-10	50	2	LIN		✓	✓	✓								

- 1 According to DN and type of actuator
- 2 Only for cooling systems
- 3 Ideal for On-Off control

FUNCTIONS

A2 Combined balancing and control valves	Control			Kv/Kvs setting	Shut-off	Measurement					
	On-off	3-point	Modulating			Flow	Pressure drop	Temperature	Available differential pressure	Power	
TBV-C	✓			✓	✓	✓	✓	✓	✓	✓	✓
TBV-CM		✓	✓	✓	✓	✓	✓	✓	✓	✓	✓
TA-COMPACT-T	✓			4	✓			✓			

- 4 Setting of requested return temperature within 8-18 °C, factory setting 12 °C

4 in 1 concept

IMI TA combined balancing and control valves have all the advantages of control and balancing valves built in one body. They dramatically reduce the required number of valves by decreasing installation time and costs. All our combined balancing and control valves are equipped with measuring nipples providing extensive diagnostic functions for hydronic balancing and easy commissioning. A wide variety of control characteristics and actuators offer a unique range for different applications.

YOUR BENEFITS

- 4 in 1: control + balancing + diagnostics + shut-off
- Faster and cheaper installation
- Modulating, 3-point or On-Off control possible
- High energy efficiency and low pumping costs

LIN



TBV-C

- Ideal valve for On-Off control of small terminal units
- Actuator connection M30x1,5
- Lift independent of Kv pre-setting
- Made from patented alloy AMETAL®

Suitable actuators page 23

EQM



TBV-CM

- EQM characteristics for precise modulating control
- Lift independent of Kv pre-setting
- Actuator connection M30x1,5
- Made from patented alloy AMETAL®

Suitable actuators page 23

LIN



TA-COMPACT-T

- The only on/off control valve with built in return temperature control on the market
- Only for cooling systems, ideal solution for renovation
- Guarantees requested return temperature from terminal units
- Limits overflow by means of return temperature control
- On-Off control valve modulating flow saves a vast amount of pumping energy
- Improves energy efficiency of the entire cooling system

Suitable actuators page 23

See applications

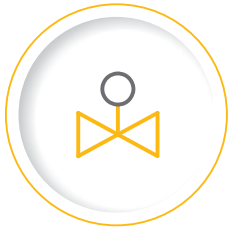
F2

F7

F8

F9

F10



Standard control valves

KEY TECHNICAL PARAMETERS

A3 Combined balancing and control valves		PN	Min. temp.	Max. temp.	Max. Dp	Control characteristics	Dimensions														
		bar	°C	°C	bar		15	20	25	32	40	50	65	80	100	125	150	200	300		
HVAC	CV216/316 RGA	16	0 (-15)	150	1,6 ¹	EQM/ EQM-LIN ²	✓	✓	✓	✓	✓	✓									
	CV206/216 GG, CV306/316 GG	6/16	0 (-10)	150	1,6 ¹	EQM/ EQM-LIN ²	✓	✓	✓	✓	✓	✓	✓	✓	✓	✓	✓	✓	✓		
	TA-6-way valve	16	-10	120	2	LINEAR	✓	✓													
INDUSTRIAL ⁵	CV216/316	16	0 (-30 ¹)	180 (350) ³	1,6 ¹	EQM/ EQM-LIN ²												✓	✓	✓	✓
	CV225/325	16/25/40	0 (-30 ¹)	180 (350) ³	4,0 ¹	EQM/ EQM-LIN ²	✓	✓	✓	✓	✓	✓	✓	✓	✓	✓	✓	✓	✓	✓	
	CV240/340 S/E	40	0 (-30 ¹)	180 (350) ³	4,0 ¹	EQM/ EQM-LIN ²	✓	✓	✓	✓	✓	✓	✓	✓	✓	✓	✓	✓	✓	✓	✓
	BR12WT	6/16	-10	110	12 ⁶	N/A			✓	✓	✓	✓	✓	✓	✓	✓	✓	✓	✓	✓	

- 1 According to DN and type of actuator
- 2 3-way control valves, EQM in direction A-AB, LIN in direction B-AB
- 3 Higher temperature available with special accessories
- 4 On request
- 5 For more information please visit www.imi-hydronic.com
- 6 Close off pressure according to DN and type of actuator

CV2xx = 2-way valves
CV3xx = 3-way valves

Full range from one supplier

The HVAC control valve product portfolio includes electrically operated control valves made of brass, gunmetal and cast iron (grey) as well as electrically operated butterfly valves. All standard control valves are equipped with our durable and flexible TA-MC linear actuators. The butterfly valves operate with the proven M series quarter-turn actuators.

Our standardized electrically operated industrial valves cover pressure stages up to PN 40 as well as temperatures up to 400°C and nominal sizes up to DN 300.

Select the perfect actuator to meet your needs from our comprehensive range whatever type of control is needed: modulating, 3-point, PWM or on/off available in all voltage variants.



CV216/316 RGA

- Kvs range: 0,63 - 40
- Ideal valve for 3-point or modulating control of mid sized HVAC applications
- Extensive actuator programme for different closing pressure and actuating time
- Delivered with connection fittings
- Wide range of accessories, silicon free version available

Suitable actuators page 25



CV206/216 GG, CV306/316 GG

- Kvs range: 0,63 - 500
- Suitable for wide range of HVAC applications
- Extensive actuator programme for different closing pressure and actuating time
- Tight closed in both end-positions
- Wide range of accessories, silicon free version available

Suitable actuators page 25



BR12WT

- Easy mounting by eyelets
- Centralised flap
- Manual operation with lever
- Rotation direction indication
- The flap and tight EPDM sealing for wide medium range

Suitable actuators page 25



CV240/340 S/E

- Kvs range: 0,16 - 1250, special Kvs values available
- Version S: made from cast steel
- Version E: made from stainless steel
- Extensive range of actuators and accessories
- Also suitable for different media on request

Suitable actuators page 25



CV216/316, CV225/325

- Kvs range: 0,16 - 1600, special Kvs values available
- Suitable in building and process engineering for various mediums
- 3-way version can be used as a mixing valve or a diverting valve
- Different body materials for various temperatures and pressures

Suitable actuators page 25



TA-6-WAY VALVE

- Kvs range: 1,25, 2,80 or 4,0 depending on type and size
- TA-6-Way Valve for change-over systems
- Ideal combination with TA-Modulator and TA-Slider 160 CO
- Full range of accessories

Suitable actuators page 25

See applications





Bringing DATA to life


Building optimization just got a lot smarter with TA-Smart. Discover more

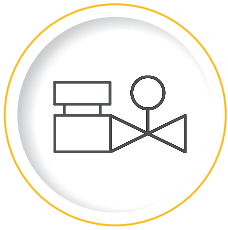
Measuring is knowing. TA-Smart is a connected control valve with measuring capabilities offering flexible control modes.

Its outstanding mechatronic engineering provides best-in-class control performance, energy savings, fast & easy installation and commissioning.

- Continuous local or cloud data logging of key circuit parameters (flow, valve position, temperature difference and power), eliminates system opacity and facilitates troubleshooting
- Compact valve arrangement and flexible set-up reduces installation costs
- Setting the benchmark in terms of measurement accuracy and control performance in water and water-glycol mixtures at all temperatures guarantees high comfort
- Versatility of communications with digital (bus of communications or Bluetooth mobile application) or analog (0(4)-10V and 0(4)-20 mA) provides full on site adaptability

TA-Smart-Dp is available in all sizes of TA-Smart. With the Dp module the TA-Smart-Dp can stabilise the differential pressure over a circuit whilst measuring flow, temperature and power.





2-way control valve with uniquely shaped EQM characteristics or Smart electronic differential pressure controller. Flow, temperature and power measurement capabilities.

A game-changing solution

Balancing & control function dynamically compensates for pressure fluctuations providing optimum room comfort and high energy efficiency under all conditions. Continuous measurement of flow, valve position, supply/return temperatures, temperatures' difference, power and energy with outstanding accuracy in water / water-glycol mixtures over a wide range of temperatures and pressures.

YOUR BENEFITS

- Best-in-class control & High measurement accuracy
- Precise and stable Δp control - TA-Smart-Dp
- Logs real-time data points
- Fast and straightforward commissioning
- Easy to mount thanks to its compactness
- Versatility of communication guarantees on-site flexibility

KEY TECHNICAL PARAMETERS

A4 TA-Smart	PN	Min temp.	Max temp.	Max. DpV*	Closing pressure	Control characteristics	INPUT SIGNAL	OUTPUT SIGNAL
	bar	°C	°C	bar	bar			
DN 20-50	25	-10	110	4	6	Settable: Stepless between EQM 0.25 and inverted EQM	By BACnet/Modbus or Analog signal ¹	BACnet/Modbus Analog signal ¹
DN 65-125	16/25							

¹ Please see datasheet TA-Smart

FUNCTIONS

A4 TA-Smart		
Control	Flow, power, position or Δp^*	
Pre-setting	TA-Smart: max./min. flow, max. power, max/min. position TA-Smart-Dp: Pre-setting Δp over the load (ΔpL)	
Reading	Flow, power, energy, supply/return temperature, ΔT , position Measuring (ΔpL) - TA-Smart-Dp	
Manual override	via HyTune app	
	Valve blockage protection	
	Valve clogging detection	
	Error safe position	
	Diagnostic & Logging	
	Delayed start-up	

*Available with TA-Smart-Dp



TA-Smart / TA-Smart-Dp DN 20-50

- Flow range up to 13400 l/h
- Compact and easy to mount valve enabling flexibility on site



TA-Smart / TA-Smart-Dp DN 65-125

- Flow range up to 112000 l/h
- Compact and easy to mount valve, can replace CV or TA-Modulator (F1 length according to EN-558-1), for your most demanding control application

TA-Smart-Dp is available in all sizes of TA-Smart. With the Dp module the TA-Smart-Dp can stabilise the differential pressure over a circuit whilst measuring flow, temperature and power.

See applications



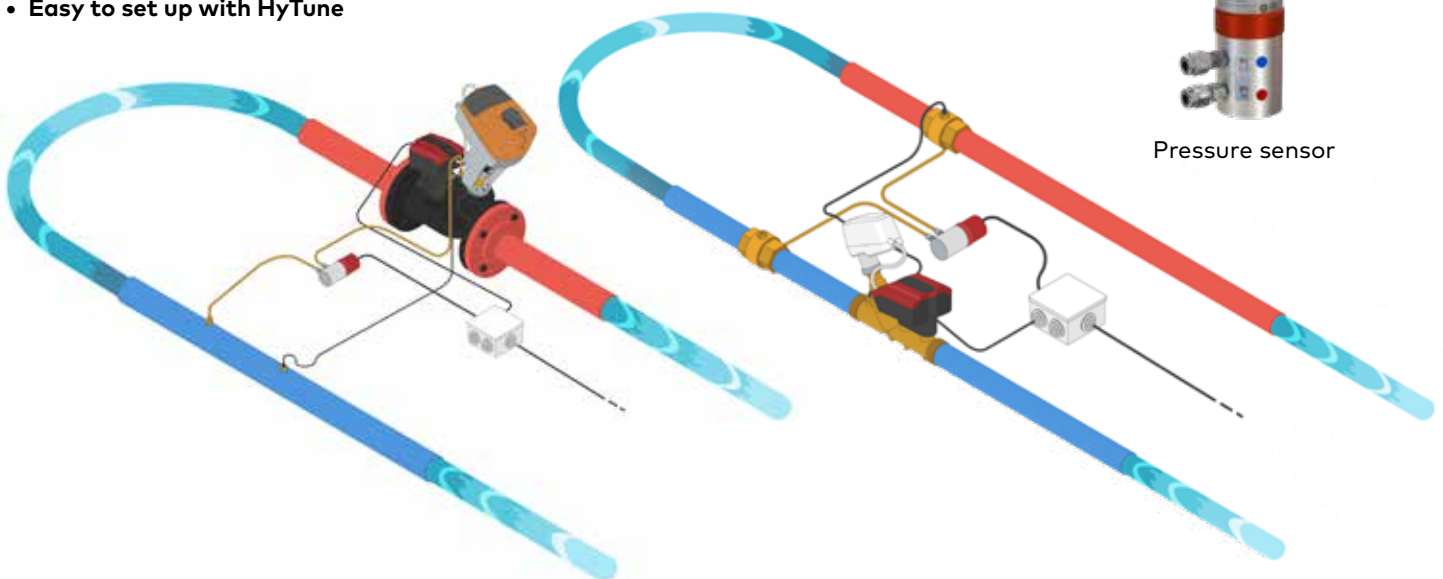
TA-Smart-Dp

2-way Smart electronic differential pressure controller with flow, temperature and power measurement capabilities.

Add the TA-Smart-Dp module to turn the TA-Smart into a differential pressure controller.

Get the benefits of having stable pressure in a circuit while getting the energy and operation data from the TA-Smart. Stable pressure gives the hydronic circuit the basis for good control.

- **Stabilize the differential pressure over a circuit**
- **Measure the power** (flow, return and supply temperature) **over the circuit**
- **Compatible with all TA-Smart sizes** (from DN20 to DN125)
- **Easy to upgrade systems by replacing existing Dp controllers thanks to the compact design and F1 flange length.** DN65-DN125 have the same size as STAP and TA-PILOT-R differential pressure controllers
- **Easy to set up with HyTune**



Two different pressure modules depending on the circuit pressure:

- 10-100 kPa
- 40-400 kPa

KEY TECHNICAL PARAMETERS IN DIFFERENTIAL PRESSURE CONTROL MODE

TA-Smart range	Stabilized pressure range (DpL)	Max DpL over sensor (Δp burst)	Input signal	Output signal
DN 20-125	10-100 kPa	500 kPa	BACnet/Modbus	BACnet/Modbus 0(2)-10 VDC
	40-400 kPa	1200 kPa		



TA-Slider

Digitally configurable actuators

TA-Slider are the most universal and flexible actuators for all modern HVAC systems from 160 N to 1600 N. Fully compatible with all control systems, the advanced built in technology allows full digital configuration via smart-phone.

For the first time you can digitally configure actuators also in buildings without BUS protocols. The modern way of setup is comfortable, intuitive and enables easy adjustment of all actuator parameters according to BMS requirements.

YOUR BENEFITS

- Up to 50% faster commissioning
- Installation flexibility in non-standard positions
- Reduced design complexity
- Easy diagnostics
- Unique error memory

FOR CONTROL VALVES FROM DN 10 UP TO DN 50

	TA-Slider versions for Non-BUS Systems	TA-Slider versions for BUS Communication Systems	TA-Slider versions for Fail-safe
TA-Slider 160	<p>Std I/O CO Plus</p>	<p>KNX KNX R24 Modbus, BACnet Modbus CO, BACnet CO</p>	<p>160 Fail-safe I/O 160 Fail-safe R24</p>
TA-Slider 500	<p>Std I/O Plus</p>	<p>Modbus, BACnet Modbus R24, BACnetR24</p>	<p>500 Fail-safe I/O 500 Fail-safe R24</p>

KEY FEATURES

Halogen free cables available

IP54 protection against air and dirt

Universal connectivity M30x1,5

Self-adjusting force from 160N to 500N for IMI TA/IMI Heimeier valves

User friendly:
 Red-Blue LED for heating/cooling mode in change-over system and Violet LED for easy indication of errors

Fully digitally configurable:

- input signal, also split range of input signal
- output signal
- control characteristic
- calibration regimes
- minimum stroke setting
- delayed start-up
- stroke limitation to set Kv_{max} or max. flow
- protection against valve blockage
- error safe position
- broken line detection

Additional features of I/O and Plus versions

- + adjustable output VDC signal
- + programmable binary input
- + programmable relay (Plus version only)

Tracking of up to 10 last errors

FOR CONTROL VALVES FROM DN 32 UP TO DN 200



TA-Slider 750



TA-Slider 750 Plus
TA-Slider 750 Fail-safe Plus



TA-Slider 1600



TA-Slider 1600 Plus
TA-Slider 1600 Fail-safe Plus

IP54 protection against air and dirt

Manual override

Green-red LED indication of operating statuses

Tracking of last 10 errors

Adjusting force - 750N to 1600N

Digitally fully configurable:

- input signal, also split range of input signal
- output signal
- control characteristic
- calibration regimes
- minimum stroke setting
- delayed start-up
- stroke limitation to set Kv_{max} or max. flow
- time for full stroke cycle to avoid blockage
- error safe position
- broken line detection

Additional features of Plus version:

- + output mA signal (VDC as standard)
- + programmable binary input
- + programmable 2 relays
- + optional BUS communication boards

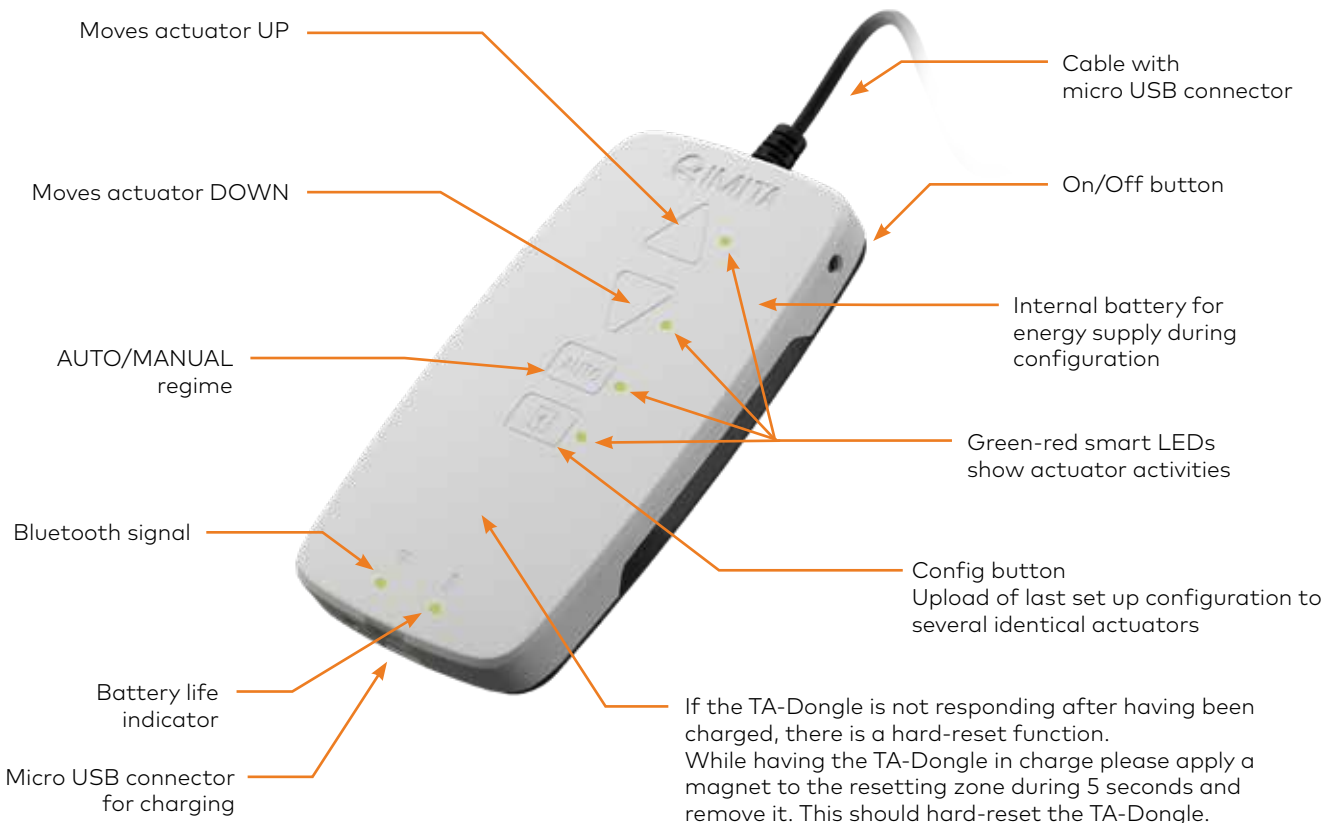
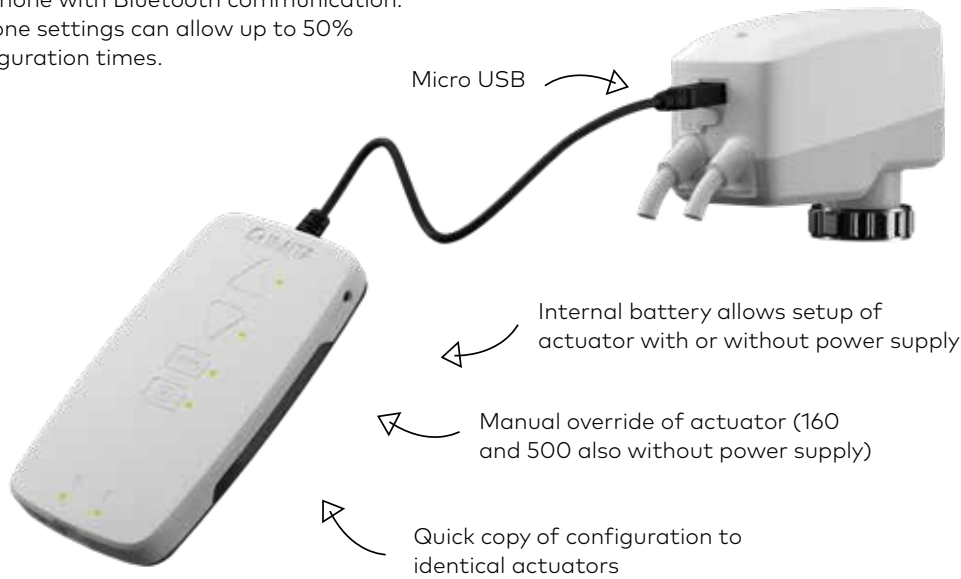


TA-Dongle

Remote configuration and control of TA-Sliders with or without BUS communication

KEY FEATURES

Comfortable USB interface between actuator and smartphone with Bluetooth communication. Ability to clone settings can allow up to 50% faster configuration times.





HyTune

Mobile application for configuration and control of TA-Sliders via TA-Dongle



BENEFITS

- Real time input signal reading to actuator
- Easy to use
- Comfortable set up of TA-Sliders even in poorly lit environments
- Added protection against human error
- Access list of last 10 errors and operating statistics
- Pre-configure the actuator settings and upload the configuration on site
- Well established technology downloaded more than 10 000 times

Auto-detection of TA-Slider

Visual control

Intuitive and comfortable operation

Track historical "error logs"

See the control signal received by the actuator

Overview of actual operating statuses and actuator parameters

Oscilloscope function

Min/max values of oscillation

For smartphones using iOS version 5 or later and Android version 4.3 or later.



Actuators for balancing and control valves

KEY TECHNICAL PARAMETERS

A5 Actuators for balancing and control valves	OPERATION PRINCIPLE	CONTROL	SUPPLY VOLTAGE [V]	INPUT SIGNAL	OUTPUT SIGNAL	STROKE [mm]	CONTROL VALVE COMPATIBILITY
TA-Slider 160 (optional I/O, CO, Plus, Fail-safe)	MOTORIZED	MODULATING	24 VAC/VDC	0(2)-10VDC fully configurable ²	0(2) -10 VDC	6.9	TBV-CM, TA-Modulator DN 10-32, TA-COMPACT-P
TA-Slider 160 BACnet, Modbus, KNX (optional KNX R24, Modbus CO, BACnet CO)	MOTORIZED	MODULATING	by BUS	by BUS	by BUS	6.9	TBV-CM, TA-Modulator DN 10-32, TA-COMPACT-P
TA-Slider 500 (optional I/O, Plus, Fail-safe)	MOTORIZED	MODULATING	24 VAC/VDC	0(2)-10VDC fully configurable ²	0(2)-10 VDC	16.2	TA-Modulator DN 40-50, KTM 512 DN 15-50
TA-Slider 500 BACnet, Modbus (optional Modbus R24, BACnet R24)	MOTORIZED	MODULATING	by BUS	by BUS	by BUS	16.2	TA-Modulator DN 40-50, KTM 512 DN 15-50
TA-Slider 750 (optional Plus, BACnet, Modbus, Fail-safe)	MOTORIZED	MODULATING	24 VAC/VDC, 230 VAC	0(2)-10 VDC, 0(4)-20 mA, 3-POINT, on-off ³	0(2)-10 VDC, 0(4)-20 mA	22	KTM 512 DN 65-100 ¹ , TA-Modulator DN 65-125
TA-Slider 1600 (optional Plus, BACnet, Modbus, Fail-safe)	MOTORIZED	MODULATING	24 VAC/VDC, 230 VAC	0(2)-10 VDC, 0(4)-20 mA, 3-POINT, on-off ³	0(2)-10 VDC, 0(4)-20 mA	33	KTM 80-125 ¹ , TA-Modulator DN 100-200 ¹
EMO T	THERMOELECTRIC	ON-OFF/PWM	24 VAC/VDC, 230 VAC	ON-OFF	-	4.7	TBV-C, TA-COMPACT-P
EMO TM	THERMOELECTRIC	MODULATING	24 VAC	0-10 / 10-0 / 2-10 / 10-2 VDC	-	4.7	TBV-CM, TA-Modulator DN 10-20
TA-TRI	MOTORIZED	3-POINT	24 VAC	3-POINT, ON-OFF	-	4.5	TBV-CM, TA-Modulator DN 10-32, TA-COMPACT-P
TA-TRI	MOTORIZED	3-POINT	230 VAC	3-POINT, ON-OFF	-	4.5	TBV-CM, TA-Modulator DN 10-32, TA-COMPACT-P
TA-MC55	MOTORIZED	MODULATING/3-POINT	24 VAC/VDC ⁴ , 230 VAC	3-POINT	0(2)-10 VDC	20	KTM 512 DN 15-80
TA-MC55 Y	MOTORIZED	MODULATING	24 VAC/VDC	0(2)-10 VDC, 0(4)-20 mA	0-10 VDC	20	KTM 512 DN 15-80, TA-Modulator DN 65-80
TA-MC100	MOTORIZED	MODULATING/3-POINT	24 VAC/VDC ⁴ , 230 VAC	0(2)-10 VDC, 0(4)-20 mA, 3-POINT	0(2)-10 VDC	20	KTM 512 DN 15-100

1 Other actuators may be required depending upon the flow & maximum static inlet pressure in the system.

Please see full KTM 512 & TA-Modulator datasheet selection table for further details.

2 Also 2-10 or 10-2, proportional split range: 0-5, 5-0, 5-10 or 10-5 / 0-4.5, 4.5-0, 5.5-10 or 10-5.5 / 2-6, 6-2, 6-10 or 10-6 VDC.

Proportional dual-range (for change-over): 0-3.3 / 6.7-10 VDC, 2-4.7 / 7.3-10 VDC, 0-4.5 / 5.5-10 VDC or 2-5.5 / 6.5-10 VDC.

3 Also inverted 2-10 or 10-2 VDC / 4-20 or 20-4 mA and split range: 0-5, 5-0, 5-10 or 10-5 / 0-4.5, 4.5-0, 5.5-10 or 10-5.5 / 2-6, 6-2, 6-10 or 10-6 VDC, 0-10, 10-0, 10-20, 20-10 / 4-12, 12-4, 12-20, 20-12 mA. Proportional dual-range (for change-over): 0-3.3 / 6.7-10 VDC, 10-6.7 / 3.3-0 VDC, 2-4.7 / 7.3-10 VDC or 10-7.3 / 4.7-2 VDC.

4 DC – Direct current flat voltage

RECOMMENDED CONTROL VALVES

A5 Actuators for balancing and control valves	TBV-C	TBV-CM	TA-Modulator						TA-COMPACT-T	TA-COMPACT-P	KTM 512	KTM 512
	DN15-25	DN15-25	DN10-20	DN25-32	DN40-50	DN65-80	DN100-125	DN125-200	DN15-25	DN10-32	DN15-50	DN65-125
TA-Slider 160	✓ ⁴	✓	✓	✓						✓		
TA-Slider 500					✓						✓	
TA-Slider 750					✓ ⁵	✓	✓ ⁶					✓ ⁷
TA-Slider 1600							✓	✓				✓ ⁷
EMO T	✓								✓	✓		
EMO TM		✓	✓									
TA-TRI	✓	✓	✓	✓						✓		

4 Possible but linear control characteristic of the valve must be compensated by actuator EQM control mode (TBV-CM recommended).
 5 Possible but special connection required.
 6 Work with modulator DN100-DN125 if DpV is lower than 400 kPa
 7 Adapter required



TA-Slider 160, 500

- Fully configurable by smartphone
- Manual override by TA-Dongle
- Memory for last 10 errors
- Available with electronic fail-safe function
- IP54 protection class in all positions
- Configurable relay and binary input
- BUS compatibility with BACnet, Modbus and KNX bus protocol
- Adjusting force: TA-Slider 160 (160/200N), TA-Slider 500 (500N)
- Change-over version available

Modulating control



TA-Slider 750, 1600

- Fully configurable by smartphone
- Manual override by hexagonal key or TA-Dongle
- Memory for last 10 errors
- Available with electronic fail-safe function
- IP54 protection class
- Configurable 2 relays and binary input
- BUS compatibility with BACnet, Modbus protocols
- Adjusting force: TA-Slider 750 (750N), TA-Slider 1600 (1600N)

Modulating, 3-point, On-off control



EMO T

- Visible position indicator
- IP54 protection in all positions
- Connection M30x1,5
- Adjusting force 125N

On-Off control



EMO TM

- Visible position indicator
- Auto-adaptation to input signal
- Automatic stroke adjustment
- IP54 protection class in all positions
- Connection M30x1,5
- Adjusting force 125N

Modulating control



TA-TRI

- Automatic stroke adjustment
- Low-noise operation
- Low energy consumption
- Connection M30x1,5
- Adjusting force 150N

3-point control



Actuators for standard control valves

COMPATIBILITY WITH STANDARD CONTROL VALVES

A6 Actuators for standard control valves	CV216/316 RGA		CV206/306 GG			CV216/316 GG				
	DN 15-50	DN 15-50	DN 65	DN 80-100	DN 15-50	DN 65	DN 80-100	DN 125-150	DN 200	
TA-MC55	✓	✓			✓					
TA-MC65			✓ ²			✓				
TA-MC100	✓	✓	✓ ²		✓	✓ ²				
TA-MC160			✓ ³	✓		✓ ³	✓			
TA-MC161	✓ ¹	✓ ¹	✓ ²		✓ ¹	✓				
TA-MC220/24						✓	✓			
TA-MC220/230						✓	✓			
TA-MC400			✓ ³	✓		✓ ³	✓	✓	✓ ⁴	
TA-MC500			✓ ³	✓		✓ ³	✓	✓	✓	
TA-MC1000								✓	✓	

- 1 For DN 32-50
- 2 For valves with 20 mm stroke
- 3 For valves with 30 mm stroke
- 4 DN 200 for 2-way valves only.

KEY TECHNICAL PARAMETERS

A6 Actuators for standard control valves	OPERATION PRINCIPLE	SUPPLY VOLTAGE [V]	INPUT SIGNAL	OUTPUT SIGNAL	STROKE [mm]
TA-MC55/24	3-POINT	24 VAC/VDC	3-POINT	0-10 VDC	Max. 14
TA-MC55/230 ⁴	3-POINT	230 VAC	3-POINT	0-10 VDC	Max. 14
TA-MC55Y	MODULATING	24 VAC/VDC	0(2)-10 VDC/0(4)-20 mA	0-10 VDC	Max. 14
TA-MC65/24	3-POINT	24 VAC/VDC	3-POINT	0-10 VDC	Max. 20
TA-MC65/230 ⁴	3-POINT	230 VAC	3-POINT	0-10 VDC	Max. 20
TA-MC65Y	MODULATING	24 VAC	0(2)-10 VDC/0(4)-20 mA	0-10 VDC	Max. 20
TA-MC100/24	MODULATING/3-POINT	24 VAC/VDC	0(2)-10 VDC/0(4)-20 mA 3-POINT	0-10 VDC ⁵	Max. 20
TA-MC100/230 ⁴	MODULATING/3-POINT	230 VAC	0(2)-10 VDC/0(4)-20 mA 3-POINT	0-10 VDC ⁵	Max. 20
TA-MC160/24	MODULATING/3-POINT	24 VAC/VDC	0(2)-10 VDC/0(4)-20 mA 3-POINT	0-10 VDC ⁵	Max. 30
TA-MC160/230 ⁴	MODULATING/3-POINT	230 VAC	0(2)-10 VDC/0(4)-20 mA 3-POINT	0-10 VDC ⁵	Max. 30
TA-MC161/24	MODULATING/3-POINT	24 VAC/VDC	0(2)-10 VDC/0(4)-20 mA 3-POINT	0-10 VDC ⁵	Max. 20
TA-MC161/230 ⁴	MODULATING/3-POINT	230 VAC	0(2)-10 VDC/0(4)-20 mA 3-POINT	0-10 VDC ⁵	Max. 20
TA-MC220/24	MODULATING/3-POINT	24 VAC/VDC	0(2)-10 VDC/0(4)-20 mA 3-POINT	0-10 VDC	Max. 30
TA-MC220/230	MODULATING/3-POINT	230 VAC	0(2)-10 VDC/0(4)-20 mA 3-POINT	0-10 VDC	Max. 30
TA-MC223/24	MODULATING/3-POINT	24 VAC/VDC	0(2)-10 VDC/0(4)-20 mA 3-POINT	0-10 VDC	Max. 30
TA-MC223/230	MODULATING/3-POINT	230 VAC	0(2)-10 VDC/0(4)-20 mA 3-POINT	0-10 VDC	Max. 30
TA-MC400/24	MODULATING/3-POINT	24 VAC	0(2)-10 VDC/0(4)-20 mA 3-POINT	0-10 VDC ⁵	Max. 30 or 60
TA-MC400/230 ⁴	MODULATING/3-POINT	230 VAC	0(2)-10 VDC/0(4)-20 mA 3-POINT	0-10 VDC ⁵	Max. 30 or 60
TA-MC500/24	MODULATING/3-POINT	24 VAC/VDC	0(2)-10 VDC/0(4)-20 mA 3-POINT	0-10 VDC ⁵	Max. 30 or 60
TA-MC500/230 ⁴	MODULATING/3-POINT	230 VAC	0(2)-10 VDC/0(4)-20 mA 3-POINT	0-10 VDC ⁵	Max. 30 or 60
TA-MC1000/24	MODULATING/3-POINT	24 VAC	0(2)-10 VDC/0(4)-20 mA 3-POINT	0-10 VDC ⁵	Max. 60
TA-MC1000/230 ⁴	MODULATING/3-POINT	230 VAC	0(2)-10 VDC/0(4)-20 mA 3-POINT	0-10 VDC ⁵	Max. 60

⁴ Voltage 115 VAC available

⁵ Output signal 0(4)-20mA available as accessories

⁶ Max. differential pressure 3,5 bar



Actuators for standard control valves



TA-MC55, TA-MC55Y, TA-MC65

- Automatic stroke adaptation
- Min-Max position indicators
- Binary input for frost protection function
- Blockage detection
- Different actuating times
- Manual mode
- Low power consumption
- Adjusting force 600N

Modulating or 3-point control



TA-MC100

- 24V version enables modulating or 3-point control (switch)
- Automatic stroke adaptation
- Min-Max position indicators
- Binary input for frost protection function
- Blockage detection
- Wire breakage detection
- Adjustable hysteresis for input signal
- Different actuating times
- Manual mode
- Low power consumption
- Adjusting force 1000N

Modulating or 3-point control



TA-MC160, TA-MC161, TA-MC220, TA-MC223

- 24V version enables modulating or 3-point control (switch)
- Automatic stroke adaptation
- Min-Max position indicators
- Binary input for frost protection function
- Blockage detection
- Wire breakage detection
- Adjustable hysteresis for input signal
- Different actuating times
- Manual mode
- Low power consumption
- Adjusting force 1600N (VAC), 1100N (VDC)


Modulating or 3-point control

**TA-MC400, TA-MC500, TA-MC1000**

- Automatic stroke adaptation
- Min-Max position indicators
- Binary input for frost protection function
- Blockage, wire breakage and lock detection
- Overheating protection
- Internal temperature monitoring
- Automatic actuator heating
- Open circuit detection
- Adjustable hysteresis for input signal
- Different actuating times
- Autopause to avoid control hunting
- Manual mode
- Low power consumption
- Adjusting force:
 - - MC400 4 kN
 - - MC500 5 kN
 - - MC1000 10 kN

Modulating or 3-point control

The first balancing valve in the World was manufactured in our factory in Sweden in 1957



High accuracy for all settings

Made from patented alloy AMETAL®

Also available in zero lead version



Ergonomic handwheel with accurate digital read-out

Total hydronic balancing

Rapid growth in energy prices and increasing comfort levels require a perfectly functioning system creating optimal conditions for the proper function of your building management system.


Perfect Hydronic balancing is a basic requirement to obtain genuine comfort at minimum energy cost.

Our **"Total hydronic balancing"** concept has been used for more than 50 years all over the world in millions of applications and it is constantly being improved by new experience from real installations.

It's a collection of unique balancing valves, pressure controllers, balancing instruments, patented balancing methods, smart balancing procedures and excellent training programs sharing our mutual experience.

TOTAL HYDRONIC BALANCING

B1	Balancing valves	30
B2	Fixed orifices	33
B3	Double regulating valves	34
B4	Differential pressure controllers	35
B5	Differential pressure relief valves	37



Balancing valves

Full range

Available in sizes DN 10-400, IMI TA balancing valves are used in an impressive range of applications. Ideally suited for use in heating and cooling systems, tap water systems and industry. The STAD and STAF are the most well known balancing valves worldwide.

Absolute certainty

Balancing technology used by our customers has been developed thanks to 50 years of experience from more than 100 000 projects worldwide. Patented balancing methods like TA-Diagnostics and TA-Wireless give you the power and absolute confidence to successfully complete a project of any size. Our patented materials and technology features never disappoint.

KEY TECHNICAL PARAMETERS

B1 Balancing valves	PN	Min. temp.	Max. temp.	Dimensions																	
	bar	°C	°C	10	15	20	25	32	40	50	65	80	100	125	150	200	250	300	350	400	
TBV	16	-20	120		✓	✓															
STAD-R	25	-20	120		✓	✓	✓														
STAD²	25	-20	120	✓	✓	✓	✓	✓	✓	✓											
STAD-C	20	-20	120/150	✓	✓	✓	✓	✓	✓	✓											
STAD-B	25	-20	120	✓	✓	✓	✓	✓	✓	✓											
STAD-D	25	-20	120	✓	✓	✓	✓	✓	✓	✓											
STAF	16	-10	120								✓	✓	✓	✓	✓						
STAF-R	16	-10	120								✓	✓	✓	✓	✓						
STAG	Class 150	-10	120								✓	✓	✓	✓	✓	✓	✓	✓			
STAF-SG	16/25	-10	120			✓	✓	✓	✓	✓	✓	✓	✓	✓	✓	✓	✓	✓	✓	✓	✓
TA-BVS 240/243	16/25 ³	-20	DN 15-50: 120 DN 65-250: 200		✓	✓	✓	✓	✓	✓	✓	✓	✓	✓	✓	✓	✓				
TA-BVS 140/143	16/25 ³	-20	DN 15-50: 120 DN 65-400: 200		✓	✓	✓	✓	✓	✓	✓	✓	✓	✓	✓	✓	✓	✓	✓		✓

² Available as ZERO version

IMI Zero products are manufactured with ecobrass containing less than 0.09% lead.

³ Other PNs on request

FUNCTIONS

B1 Balancing valves	Valve Body Material	End Connection Type	Double Sealed Measuring Points	Drain Function	Pressure balanced plug	Drinking water certified
TBV	AMETAL®	Threaded				
STAD-R	AMETAL®	Threaded		✓		
STAD	AMETAL® /ZERO	Threaded		✓ ¹		
STAD-C	AMETAL®	Threaded	✓			
STAD-B	AMETAL® with electrophoretic layer	Threaded		✓		
STAD-D	AMETAL® with T.E.A. PLUS® surface treatment	Threaded		✓		✓
STAF	Cast iron	Flanged			✓ ²	
STAF-R	Gunmetal	Flanged			✓ ²	
STAG	Ductile iron	Grooved			✓ ²	
STAF-SG	Ductile iron	Flanged			✓ ²	
TA-BVS 240/243	Stainless steel	Flanged / Welding				
TA-BVS 140/143	Steel	Flanged / Welding				

1 Special version available

2 from DN 100




TBV

- Ideal valve for balancing small terminal units
- Compact size
- Full measuring capabilities
- Made from patented alloy AMETAL®



STAD

- The most popular balancing valve worldwide
- Excellent measuring accuracy
- Ergonomic handwheel with accurate digital display of the setting number
- available with / without 3/4" draining
- Made from patented alloy AMETAL®
- Available as ZERO lead version 



STAD-C

- The STAD-C balancing valve has been specially developed for use in indirect cooling systems.
- Double sealed measuring points with high protection against leakages
- Ergonomic handwheel with accurate digital display of the setting number
- External threads or smooth ends for tight and reliable connection
- Made from patented alloy AMETAL®

See applications

F1

F2

F3

F4

F5

F6

F7

F8

F9

F10

F11

F12

F13



STAD-R

- Unique balancing valve for renovations with reduced Kvs values
- No need to reduce pipe dimensions; decreases installation costs
- Ergonomic handwheel with accurate digital display of the setting number
- Full measuring possibilities with high accuracy
- Made from patented alloy AMETAL®
- Draining adapter at serial delivery



STAD-D

- Balancing valve for hot tap water systems with special protection against oxygen corrosion
- Certified to be used in systems with drinking water by RISE (Research Institutes of Sweden).
- Ergonomic handwheel with accurate digital display of the setting number
- Excellent measuring accuracy
- Made from patented alloy AMETAL®
- Draining adapter at serial delivery



STAF, STAF-SG

- Equipped with a digital display for the setting number, the handwheel ensures accurate and straightforward balancing
- Self-sealing measuring points for simple, accurate balancing
- Positive shut-off function for easy maintenance



STAG

- Equipped with a digital display for the setting number, the handwheel ensures accurate and straightforward balancing
- Self-sealing measuring points for simple, accurate balancing
- Positive shut-off function for easy maintenance
- Grooved ends



STAF-R

- Body made from gunmetal with high resistance to corrosion for tap/industrial water systems
- Positive shut-off function for easy maintenance
- Self-sealing measuring points for simple, accurate balancing
- Bonnet, cone (PTFE-coated) and spindle made from patented alloy AMETAL®



TA-BVS 240/243, TA-BVS 140/143

- Stainless steel (240/243) or Steel (140/143) balancing valve with flanges or welding ends
- TA-BVS 240/243: Ideal for use mainly in industrial and high temperature application
- TA-BVS 140/143: Ideal for use on heating and cooling systems (HVAC/R) and other oxygen-free water applications
- Long life and maintenance free operation
- DN 200 - 400 with manual gear for easy shut-off

See applications

F1

F2

F3

F4

F5

F6

F7

F8

F9

F10

F11

F12

F13



Fixed orifices

Flow measuring orifices with self-sealed measuring points are used for simple flow measuring in heating and cooling systems or systems in industries with constant flow.

Our fixed orifices are made precisely from stainless steel and guarantee longevity and very accurate measuring.

The orifice should be installed between two counter flanges. It is recommended to install 10D straight lengths before and 5D straight lengths after the orifice for exact measuring.


KEY TECHNICAL PARAMETERS

B2 Fixed orifices	PN	Min. temp.	Max. temp.	Dimensions																	
	bar	°C	°C	20	25	32	40	50	65	80	100	125	150	200	250	300	350	400	450	500-900	
MDFo	16	-20	110	✓	✓	✓	✓	✓	✓	✓	✓	✓	✓	✓	✓	✓	✓	✓	✓	✓	✓
MDFo	25	-20	110	✓	✓	✓	✓	✓	✓	✓	✓	✓	✓	✓	✓	✓					
MDFo	40	-20	110							✓	✓	✓	✓	✓	✓	✓	✓	✓	✓	✓	✓



MDFo

- Made from stainless steel
- Suitable for heating/cooling and technology circuits
- Measuring points made from dezincification resistant alloy AMETAL®
- Excellent measuring accuracy



Double regulating valves

KEY TECHNICAL PARAMETERS

B3 Double regulating fittings	PN	Min. temp.	Max. temp.	Dimensions					
	bar	°C	°C	15	20	25	32	40	50
STK	16	-10	120	✓	✓				

FUNCTIONS

B3 Double regulating fittings	Pre-setting	Shut-off	Measuring	Draining
STK	✓	✓		



STK

- Return lockshield with direct Kv indicator
- Setting with lock ring
- Shut-off function
- Made from nickel-plated patented alloy AMETAL®



Differential pressure controllers

KEY TECHNICAL PARAMETERS

B4 Differential pressure controllers	PN	Min. temp.	Max. temp.	Max. Dp	Setting range	Dimensions													
	bar	°C	°C	bar	kPa	10	15	20	25	32	40	50	65	80	100	125	150	200	
STAP	16	-20	120	2.5	5-80		✓	✓	✓	✓	✓	✓							
STAP	16	-10	120	3.5	20-160								✓	✓	✓				
DA 516	25	-10	120/150	16	5-150		✓	✓	✓	✓	✓	✓							
DAF 516	16/25	-10	150	16	5-150		✓	✓	✓	✓	✓	✓	✓	✓	✓	✓	✓		
TA-PILOT-R	16/25	-10	120/150	12	10-400								✓	✓	✓	✓	✓	✓	✓
TA-COMPACT-DP	16	-20	120	4	5-18	✓	✓	✓	✓										

FUNCTIONS

B4 Differential pressure controllers	Return pipe	Supply pipe	Measuring	Shut-off	Draining (optional)	Measurement of flow and available differential pressure	Zone control
STAP	✓		✓	✓	✓		
DA 516	✓		✓				
DAF 516		✓					
TA-PILOT-R	✓		✓				
TA-COMPACT-DP		✓	✓	✓		✓	✓

DIFFERENTIAL PRESSURE RANGE (kPa)


STAP					
DN	5-25	10-40	10-60	20-80	40-160
15	✓		✓		
20	✓		✓		
25			✓		
32		✓		✓	
40		✓		✓	
50				✓	
65				✓	✓
80				✓	✓
100				✓	✓

DA 516				
DN	5-30	10-60	10-100	60-150
15/20	✓	✓		
25/32		✓		
40/50			✓	

DAF 516				
DN	5-30	10-60	10-100	60-150
15/20	✓	✓	✓	✓
25/32	✓	✓	✓	✓
40/50	✓	✓	✓	✓

DAF 516				
DN	5-30	10-60	10-100	60-150
65	✓	✓	✓	✓
80	✓	✓	✓	✓
100	✓	✓	✓	✓
125	✓	✓	✓	✓

TA-PILOT-R			
DN	10-50	30-150	80-400
65	✓	✓	✓
80	✓	✓	✓
100	✓	✓	✓
125	✓	✓	✓
150	✓	✓	✓
200	✓	✓	✓



Differential pressure controllers



STAP DN 15-50

- Ideal Dp controller with shut-off function for radiators/air conditioning circuits
- Measuring point for return temperature/pressure measurements
- Draining optional as an accessory, mounting without system draining
- Made from patented alloy AMETAL®



STAP DN 65-100

- Ideal Dp controller for secondary circuits in HVAC systems
- Two measuring points for system diagnostics enabling the measurement of temperature and differential pressure
- Special measuring point for capillary connection on STAF is a part of delivery
- Works in all positions



DA 516 / DAF 516

- Patented In-line body for quiet operation under high differential pressures
- Particularly effective in systems with high temperatures and differential pressures
- Highly accurate differential pressure control with very low hysteresis
- Rust protection thanks to the electrophoretically painted ductile iron body
- Small and compact body for easy installation in small spaces
- Easy to insulate
- DAF for use in supply pipe, 2 capillaries



TA-PILOT-R

- First in-line Dp controller operated by Pilot technology
- The smallest, the lightest and the most accurate Dp control on the market
- Clearly visible setting lockable against tampering
- Measuring points for system diagnostics and exact setting according to system true parameters



TA-COMPACT-DP

- All in one zone control valve, balancing valve and differential pressure controller
- Ideal solution for zone control in apartment buildings
- Compact valve fits in areas where space is limited
- Enables flow measurement and system diagnostics
- Recommended actuator: EMO T

See applications





Differential pressure relief valves

Differential pressure relief valves are used in heating and cooling systems to ensure a minimum flow level through the pump, maintaining the desired supply temperature when the

system operates at low loads or keeps constant differential pressure for specific circuits with terminal units.

KEY TECHNICAL PARAMETERS

B5 Differential pressure controllers	PN	Min. temp.	Max. temp.	Setting range	Shut-off	Dimensions										
	bar	°C	°C	kPa		15	20	25	32	40	50	65	80	100	125	
Hydrolox	16	-10	120	5-50, 30-180	NO		✓	✓	✓							
BPV	20	-20	120	10-60	YES	✓	✓	✓	✓							
PM 512	16/25	-10	100	0-1600	NO	✓	✓	✓	✓	✓	✓	✓	✓	✓	✓	✓



Hydrolox

- Direct setting by handwheel with setting scale
- Low proportional hysteresis
- Very quiet in operation
- Made from corrosion resistant gunmetal



BPV

- Setting scale with protective cap against dirt and tampering
- Shut-off function
- Easy setting with 3mm hexagonal key
- Made from patented alloy AMETAL®



PM 512

- Pneumatic principle allows adjustable set-point from 0 to 16 bar
- In-line design for quiet operation
- Opens at increasing inlet pressure
- Setting dependent on static pressure in the system



IMI Pneumatex Pressure Maintenance and Water Quality

Products that focus on
tackling system problems
before they appear.

With a firm belief that prevention is better than cure, IMI Pneumatex develops cutting-edge solutions and groundbreaking technologies that keep HVAC systems free of gas and sludge, ensuring longevity, stability and pressure maintenance.

Innovation, Swiss manufacturing quality and customer service excellence are what make us stand out from the crowd.

Founded in 1909 in Basel, Switzerland, IMI Pneumatex has been a true pioneer in the pressurisation market, developing products - such as the first-ever closed expansion system back in 1955 - that remain market leaders to this day.



2022 **Zeparo ZT turnable**



2021 **Simply Vento & Vento Compact**



2017 **Simply Compresso**, plug & play with pre-assembled compressor is launched.



2016 **Zeparo G-Force**, separator with Cyclonic Technology for large installations is launched.



2015 **CONNECT** range of pressurisation systems with **BrainCube** technology is launched.



2014 **Zeparo Cyclone**, dirt separator with the unique Cyclonic Technology is launched.



IMI PNEUMATEX

2007 IMI Pneumatex is established after acquisition by IMI.



1995 Launch of **Vento**, the 1st affordable vacuum degasser for heating installations.



1955 1st closed-system expansion vessels equipped with a Butyl Bag.



1909 Carl Stücklin opens the doors of "Carl Stücklin Sanitäre Anlagen" in Basel, Switzerland.

Effective pressurisation control is essential to ensure optimal system performance and protect components throughout their service life.



Why is pressurisation so important?





As temperatures inside heating, solar, and cooling water installations fluctuate, so does the incompressible media change its volume and thus system pressure.

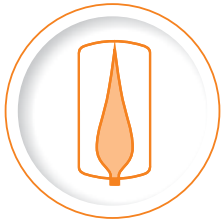
Rising pressure puts a strain on individual components, which can lead to ruptures and premature failure. On the other hand, pressure drops can lead to air intake that causes corrosion, the single worst enemy of water-based HVAC installations.

It is therefore essential to invest in a high-quality pressurisation solution that is in line with your specific system needs.

Our intelligent and durable pressurisation technologies compensate for temperature-induced changes in system pressure, rendering the above concerns a thing of the past.

PRESSURE MAINTENANCE

C1 	Expansion vessels	41
C2 	Automatic pressure maintenance systems	45
C3 	Safety valves	47
C4 	Pressure reducer valves	49



Expansion vessels

Under the IMI Pneumatex brand, IMI Hydronic Engineering offers top-quality solutions to protect systems against pressure increase. The **Airproof** butyl bags inside IMI Pneumatex expansion vessels guarantee a very high resistance against diffusion. For several decades, materials used for the rubber compound have been sourced from the same handful of select suppliers. Butyl vulcanization is carried out in our plants on custom-built machinery.

YOUR BENEFITS

- Lowest gaseous diffusion coefficient on the market - 3.3% for expansion vessels
- Selection of different models according to the investor's needs
- 5-year warranty on the butyl bag

KEY TECHNICAL PARAMETERS

C1 Expansion vessels	PN class	T min/max of fluid	Vn	Coupling	Max% of glycol	Mounting type	Construction
	bar	°C	l	DN	%		
Statico SD	3 / 10	+5 / +70	8-80	R½" / R¾"	50%	hanging/lying	bag type
Statico SU	3 / 6 / 10	+5 / +70	140-800	R¾"	50%	standing	bag type
Statico SG	6 / 10	+5 / +70	1000 - 5000	R 1½"	50%	standing	bag type
Aquapresso AD	10	+5 / +70	8-80	R½" / R¾" / R 1"	-	hanging/lying	bag type
Aquapresso ADF	10	+5 / +70	8-80	2 x R½" / 2 x R¾" / 2 x R 1"	-	hanging/lying	bag type - flow
Aquapresso AU	10	+5 / +70	140-600	R 1¼"	-	standing	bag type
Aquapresso AUF	10	+5 / +70	140-500	2 x R 1¼"	-	standing	bag type - flow
Aquapresso AG	10 / 16	+5 / +70	700-3000 / 300-3000	DN 50 – DN 80	-	standing	bag type
Aquapresso AGF	10 / 16	+5 / +70	700-3000 / 300-3000	2x DN 50 – 2x DN 80	-	standing	bag type - flow

APPLICATIONS

Q / Power: 0 MW 160 MW
 Static Pressure 0 bar 20 bar

C1 Expansion vessels	Pressure maintenance					Applications									
	Heating systems	Refrigeration systems	Solar systems	Potable water systems	Glycol systems	Small Residential	Large Residential	Small Building	Supermarket	Shopping Mall	Large Commercial Building	Hospital	Skyscraper	District Energy	Industrial Facilities
Statico SD, SU, SG	✓	✓	✓		✓	✓	✓	✓	✓						
Aquapresso ADF, AUF, AGF				✓		✓	✓	✓	✓	✓	✓	✓	✓		✓
Aquapresso AD, AU, AG				✓		✓	✓	✓	✓	✓	✓	✓			✓



Statico SD

- Bag construction
- Welded shell joints
- Butyl rubber bag
- Media is closed in a bag without contact with the steel shell
- Gaseous diffusion coefficient below 3,3%
- Horizontal or vertical mounting



Statico SU

- Bag construction
- Welded shell joints
- Butyl rubber bag
- Media is closed in a bag without contact with the steel shell
- gaseous diffusion coefficient below 3,3%
- Upright installation



Statico SG

- Bag construction
- Welded shell joints
- Replaceable butyl rubber bag
- Media is closed in a bag without contact with the steel shell
- Gaseous diffusion coefficient below 3,3%
- Upright installation



Aquapresso AD, ADF

- Bag construction
- Butyl rubber bag
- Media is closed in a bag without contact with the steel shell
- Gaseous diffusion coefficient below 3,3%
- Horizontal or vertical installation
- ADF -> Flowfresh full flow-through - elimination of Legionella risk
- Hydrowatch inspection glass for bag tightness control



Aquapresso AU, AUF, AG, AGF

- Bag construction
- Welded shell joints
- Butyl rubber bag
- Media is closed in a bag without contact with the steel shell
- Gaseous diffusion coefficient below 3,3%
- Upright installation
- AUF, AGF -> Flowfresh full flow-through - elimination of Legionella risk
- AG, AGF-> Replaceable butyl rubber bag

BrainCube Connect

BrainCube Connect is the universal control unit of all Pneumatex TecBoxes to help you stay in control any time, anywhere.

"It is a significant improvement by IMI Pneumatex that you can remotely control the system via your smartphone or laptop."

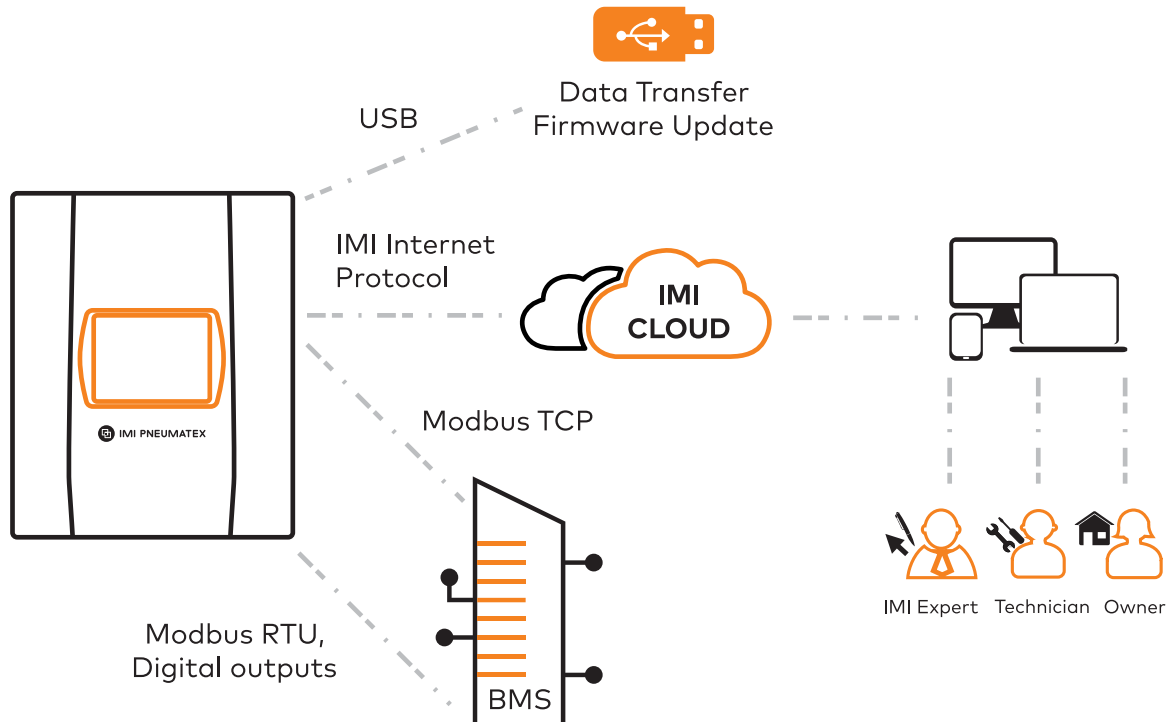
Stefan Schwenk, Germany



Connected interface

The BrainCube enables simplified access to essential system information via any connected device. So, you can enter settings, change system values, access logging data for system performance monitoring and even troubleshoot the system whether you are on or off site.

The illustration below shows the communication versatility of the BrainCube Connect. If a system fault is detected, an alert will be sent directly to the customer who can view the message on their smartphone, access system settings, make adjustments or call for service before the problem gets worse.



Remote Connection

RS485

Thanks to the RS485 port you can easily connect your device to the BMS system and fully control your system.

- Direct communication with BMS via Modbus RTU
- Communication with KNX, BACnet or other networks via suitable external modules
- BrainCube to BrainCube communication (e.g., in Master-Slave pressurisation networks and external water make-up function)



Service Connection

USB

The USB port provides a quick and reliable connection on-site for service purpose.

- Off-line update of firmware.
- Data transfer from BrainCube (history, messages) or upload of new settings.



Plug & Play Connection

Ethernet

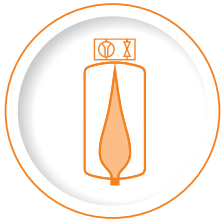
Easy connection to your BMS system and/or to IMI Cloud Web-Interface via router or GSM gate

- Direct communication with BMS via Modbus TCP
- Communication with KNX, BACnet or other networks via suitable external modules
- Plug & play connection with the IMI Hydronic Web-Interface Cloud solution

Seamless Integration

BrainCube Connect integrates with Building Management Systems via standardized Modbus protocol on RS485 (RTU) and Ethernet (TCP-IP), ready to be converted to other standards (such as KNX and BACnet).

Direct on-site connection via USB and Ethernet with the IMI Hydronic Web-Interface Cloud solution **to give you total visibility and control.**



Automatic pressure maintenance systems

Automatic IMI Pneumatex pressure maintenance kits marked **Airproof** feature bag vessels. Sets in the Compresso range offer reduced noise levels thanks to the **SilentRun** feature. Transfero pump units with **VacuCyclonSplit** technology provide vacuum degassing.

Each product is equipped with a BrainCube Connect controller, which provides a number of unique operation functions as well as monitoring and on-line preview.

YOUR BENEFITS

- Innovative BrainCube Connect controller
- Bag vessels with the lowest diffusion coefficient of 3.3% on the market
- Multiple functions available as standard in one instrument

KEY TECHNICAL PARAMETERS

C2 TecBox Hydraulic module		PS class	Power supply U, P	Dimensions TecBox	TecBox weight	Scope of vessels
		bar	V, kW	mm	kg	l
Simply Compresso	C2.1-80 SWM	6	230; 0.3	603x481x1107	39-41	80/160
Compresso Connect F	C10.1-3.75 F	3,75	230; 0.6	370x370x315	14	200-800
	C10.1-5F	5				
	C10.1-6F	6				
Compresso Connect	C10.1-3	3	230; 0.6	520x350x1060	21	200-5000
	C10.1-3.75	3,75				
	C10.1-4.2	4,2				
	C10.1-5	5				
	C10.1-6	6	230; 1,3		42	
	C15.1-6	6				
	C15.1-10	10	230; 1,2		35	
	C10.2-3	3				
	C10.2-3.75	3,75				
	C10.2-4.2	4,2				
	C10.2-5	5				
	C10.2-6	6				
C15.2-6	6	230; 2,6	62			
C15.2-10	10					
Transfero TV Connect	TV4.1E (H) (C)	10	230; 0.75	500x530x920	40 - 42	200-5000
	TV6.1E (H) (C)	10	230; 1.1	500x530x920	42 - 45	
	TV8.1E (H) (C)	10	230; 1.4	500x530x920	43 - 46	
	TV10.1E (H) (C)	10	230; 1.7	500x530x1300	50 - 52	
	TV14.1E (H) (C)	13	230; 1.7	500x530x1300	69 - 73	
	TV4.2E (H) (C)	10	230; 1.5	680x530x920	50 - 51	
	TV6.2E (H) (C)	10	230; 2.2	680x530x920	53 - 54	
	TV8.2E (H) (C)	10	230; 2.8	680x530x920	56 - 57	
	TV10.2E (H) (C)	10	230; 3.4	680x530x1300	70 - 71	
	TV14.2E (H)(C)	13	230; 3.4	680x530x1300	97 - 98	
	Transfero TVI Connect	TVI 19.1EH (C)	16	230; 2,6	570x601x1086	
TVI 25.1EH (C)		25	230; 3,4	570x601x1258	94 - 96	
TVI 19.2EH (C)		16	230; 5,2	751x601x1086	132 - 135	
TVI 25.2EH (C)		25	230; 6,8	751x601x1258	150 - 153	
Transfero TI Connect (The table contains selected models. More information available in the data sheet)	TI 90.2 PC1	16	3x400; 3,0	1100x1100x1200	135	1000-5000
	TI 120.2 PC1	16	3x400; 3,8	1100x1100x1200	145	
	TI 150.2 PC1	16	3x400; 5,4	1100x1100x1200	170	
	TI 190.2 PC1	25	3x400; 5,4	1100x1100x1200	195	
	TI 230.2 PC1	25	3x400; 7,2	1100x1100x1300	215	

APPLICATIONS

Q / Power: 0 MW ► 160 MW

Static Pressure 0 bar ► 20 bar

C2 TecBox Hydraulic module	Pressure maintenance compressor set	Pressure maintenance pump set	Vacuum degassing	Modbus communication	Ethernet communication	Applications										
						Small Residential	Large Residential	Small Building	Supermarket	Shopping Mall	Large Commercial Building	Hospital	Skyscraper	District Energy	Industrial Facilities	
Simply Compresso	✓			✓	✓		✓	✓	✓							
Compresso C, F	✓			✓	✓		✓	✓	✓	✓	✓					
Transfero TV Connect		✓	✓	✓	✓			✓	✓	✓	✓	✓				
Transfero TVI Connect		✓	✓	✓	✓					✓	✓	✓	✓	✓	✓	✓
Transfero TI Connect		✓		✓	✓							✓	✓	✓	✓	✓



Simply Compresso

- Integrated compact design (TecBox with 80 litre vessel and extension by 80 l possible)
- BrainCube Connect controller
- Water refilling module
- Media is closed in a bag without contact with the steel shell
- Precise pressure maintenance ± 0.1 bar
- Plug and Play design
- Modbus and Ethernet communication as standard



Compresso F Connect

- BrainCube Connect controller
- Modbus and Ethernet communication as standard
- Installation of the TecBox on the vessel, which reduces the space required
- Low noise level 59 dB(A) /1 bar
- Precise pressure maintenance ± 0.1 bar
- Media is closed in a bag without contact with the steel shell
- Water refilling module as option



Compresso C Connect

- BrainCube Connect controller
- Modbus and Ethernet communication as standard
- Low noise level: Silent-run compressor 53-62 dB(A) / 1-10 bar
- Precise pressure maintenance ± 0.1 bar
- Vessel range 200 - 5000 l
- Media is closed in a bag without contact with the steel shell
- Water refilling module as option



Compresso CX Connect

- BrainCube Connect controller for external compressed air supply
- Modbus and Ethernet communication as standard
- Precise pressure maintenance ± 0.1 bar
- Vessel range 200 - 5000 l
- Media is closed in a bag without contact with the steel shell
- Water refilling module as option



Transfero TV Connect

- BrainCube Connect controller
- Modbus and Ethernet communication as standard
- Vacuum degassing in a hydrocyclone with a capacity of $\sim 1\text{m}^3/\text{h}$
- Precise pressure maintenance ± 0.2 bar
- Water refilling module
- Vessel range 200 - 5000 l
- Media is closed in a bag without contact with the steel shell




Transfero TVI Connect

- BrainCube Connect controller
- Modbus and Ethernet communication as standard
- Vacuum degassing in a hydrocyclone with a capacity of $\sim 1\text{m}^3/\text{h}$
- Precise pressure maintenance ± 0.2 bar
- Water refilling module
- Suitable for systems with high static pressure
- Vessel range 200 - 5000 l
- Media is closed in a bag without contact with the steel shell



Transfero TI Connect

- BrainCube Connect controller
- Modbus and Ethernet communication as standard
- Precise pressure maintenance ± 0.2 bar
- Suitable for systems with high static pressure
- Vessel range 1000 l - 5000 l (larger sizes on demand)
- Media is closed in a bag without contact with the steel shell



Safety valves

Under the IMI Pneumatex brand, IMI Hydronic Engineering offers top-quality components for safeguarding installations against pressure increase. IMI Pneumatex safety valves protect all system components against impermissible overpressure.

YOUR BENEFITS

- EN ISO 4126-1:2013, DIN 4751, SWKI HE301-01 and PED 2014/68/EU compliant.
- A complete range of products, able to satisfy every application and norm's requirement.
- 5-year warranty

FEATURES

C3 Safety valve	Heating systems	Cooling systems	Solar systems	Pressure range	Maximum addition of glycol at concentration of
	DSV...H	✓			3,0 bar
DSV...DGH	✓	✓		2,0 – 10 bar*	50%
DSV...SOL			✓	3,0 -10 bar*	100%
DSV...F		✓		3,0 -10 bar*	100%
DSV...DGF	✓	✓	✓	2,0 -10 bar*	50%

* Up to 16 bar on request

All the Pneumatex safety valves have been officially certified and approved (D=Steam, G=Gases, H=Heating, SOL=Solar, F=Fluids). For details such as certificate numbers please refer to the applicable Declaration of Conformity. Safety valves with sole approval code letters F, H, SOL are not allowed for installations according to SWKI HE301-01. Safety valves of the approval type DGF and DGH are to be used here.



DSV..H Safety valve

- Spring-loaded, manually released, membrane-secured spring chamber. Inlet and outlet sides with inner thread, outlet side enlarged.
- Vertical mounting.



DSV...DGH Safety valve

- Spring-loaded, aerated by hand lever, spring protected by a bellow, balanced pressure.
- Inlet and outlet sides with inner thread, outlet side enlarged.
- DN 15-50
- Vertical mounting.



DSV...DGH Safety valve

- Spring-loaded, aerated by hand lever, spring protected by a bellow.
- Flanged inlet and outlet connection, outlet side enlarged.
- DN 40-50
- Vertical mounting.



DSV...SOL Safety valve for solar systems

- Spring-loaded, manually released, membrane-secured spring chamber.
- Inlet and outlet sides with inner thread, outlet side enlarged.
- Vertical mounting.
- The valves are entirely made of metal; they can also be installed in high temperature or radiation environments.
- All materials are suitable for temperatures up to 160 °C.
- 2013 SOL type TÜV test certificate.



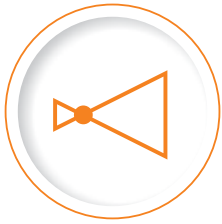
DSV...F Safety valve

- The temperature of the medium at atmospheric pressure must not reach boiling point.
- Spring-loaded, manually released, membrane secured spring chamber.
- Inlet and outlet sides with inner thread.
- Vertical mounting.
- The valves are entirely made of metal, and can also be installed in high temperature or radiation environments.
- All materials are suitable for temperatures up to 150°C.
- TÜV - 293 F conformity.



DSV...DGF Safety valve

- Spring loaded, with manual blow-off lever.
- Vertical installation.
- Spring chamber is membrane sealed and pressure balanced.
- Female thread on both inlet and outlet sides, with the latter being larger.



Pressure reducing valves

With the IMI Pneumatex brand, we offer high quality components to protect installations from water hammer and pressure variations in general. IMI Pneumatex pressure reducer valves protect all the system components from overpressure that could cause structural damage and noise in the installation.

YOUR BENEFITS

- Stabilisation of outlet pressure regardless of inlet pressure variations
- Compliant with DIN EN 1567, DIN 1988, DIN EN ISO 3822 and PED 2014/68/EU.
- In accordance with DM174, ACS, WRAS (up to 85°C), DIN-DVGW (up to 80°C) and TR ZU 032/2013 - TR ZU 010/2011
- No minimum Dp between outlet and inlet pressure
- Compatibility with compressed air and neutral gases (nitrogen, etc.)
- Absorption of water hammer.

KEY TECHNICAL PARAMETERS

C4 Pressure reducing Valve	PN	Output pressure	DN	T _{max}	Kvs (m ³ /h)								
					DN15	DN20	DN25	DN32	DN40	DN50	DN65	DN80	DN100
Pressoreduct	16 bar (25 bar*)	1,5-7 bar	15-50	40°C	3,4	4,4	9,3	10,5	19,5	20,5			
Pressoreduct HP threaded	40 bar	1-8 bar	15-50	120°C	3	3,5	6,7	7,6	12,5	15			
Pressoreduct HP flanged	16 bar	1-8 bar	65-100	120°C							25	26	80

* Available on request



Pressoreduct

- Threaded pressure reducer with balanced seat
- Setting scale for trouble-free commissioning
- Integrated filter 160 µm easy to clean or replace
- Transparent filter cup
- Complete with male connections
- Lead-free gunmetal
- DN15-DN50
- PN 16 (PN25 available on request)



Pressoreduct HP threaded

- Threaded pressure reducer with balanced seat
- Complete with pressure gauge and integrated filter (DN15-DN32 0,60mm DN40-DN50 0,76mm)
- Complete with male connections
- Valve insert available as spare part
- DN15-DN50
- PN 40



Pressoreduct HP flanged

- Flanged pressure stabilising valve with balanced seat
- Complete with pressure gauges and integrated filter 0,76mm
- Valve insert available as spare part
- DN65-DN100
- PN 16



ONLY AN ORIGINAL
IF ORANGE

 IMI HEIMEIER



HOW DYNAMIC ARE YOU?

MAKE IT WORK WITH
ECLIPSE AND
DYNACON ECLIPSE



Your advantages:

- Easy commissioning
- Accurate balancing without any calculations
- More time for other projects
- Precise and reliable



IMI Hydronic
Engineering

More information under:
afc.imi-hydronic.com

Why is Water Quality important?

Venting and degassing systems are essential components of a modern installation.

Only thorough pre-venting before startup and smoothly working operational degassing guarantee stable working conditions. This holds particularly true for long-span branched systems with horizontal heating pipes and cooling ceilings.

Appropriate system components must be carefully selected based on the operation principles and performance characteristics of air vents, dirt & microbubble separators and degassing units.



Zeparo Cyclone



Zeparo ZT turnable



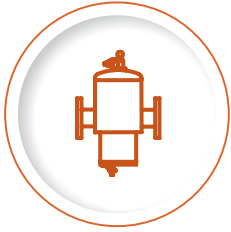
Zeparo G-Force



Vento Connect

MEDIUM QUALITY

	Dirt & Gas separators and Cyclonic vacuum degassing units	52
	Water refilling and treatment systems	56



Dirt & micro bubble separators and degassing units

For the separation of gas and sludge, hydrocyclone technology offers the highest efficiency. Combined with vacuum generated in a single cycle, this enables our Vento products to remove gasses efficient and quick from system media - a feature called **VacuCyclonSplit**.

YOUR BENEFITS

- Hydrocyclone based effective separation of sludge and gas
- Separators with approval for mounting in various positions
- Vacuum Degassing units with Modbus and Ethernet communication as standard

KEY TECHNICAL PARAMETERS

D1 Automatic air vents	PN class	T _{max} of fluid	Range of diameters
	bar	°C	DN
Zeparo ZUT	10	110	15, 20, 25
Zeparo ZUTS	10	160	15

D1 Zeparo - Separators	PN class	T _{max} of fluid	qN (m³/h)															
	bar	°C	20	25	32	40	50	65	80	100	125	150	200	250	300	400	500	
Zeparo ZUV/ZUVS	10	110 / 160	1.3	2.1	3.7	5.0												
Zeparo ZUM / ZUKM / ZUCM	10	110	1.3	2.1	3.7	5.0												
Zeparo Cyclone	10	120	1.18	1.47	3.18	4.75	6.88											
Zeparo Turnable	10	110	1.15	1.8	3.0													
Zeparo G-Force	16 / 25	110 / 180						10	18	37	68	100	200	345	540			
Zeparo ZIO	10	110					11	19	26	44	67	95	170	306	435			
Ferro-Cleaner	10/16	110			5.5			21	28	48	72	102	180	287	410	645	1010	

D1 Vento - vacuum degassing unit	PS class	T _{min/max} of fluid	Power supply U, P	Dimensions TecBox	TecBox weight	dpu	Mounting type	
	bar	°C	V, kW	mm	kg	bar		
Simply Vento	V 2.1 S	10	+0 / +90	230; 0,75	520x575x350	28	0,5-2,5	standing/wall hanging
Vento Compact	V 2.1 FE	10	+0 / +90	230; 0,75	520x575x350	30	0,5-2,5	standing/wall hanging
Vento V Connect	V 4.1 E (C)	10	+0 / +90	230; 0,75	500x920x530	38 - 39	1,0 - 2,5	standing
	V 6.1 E (C)	10		230; 1,1	500x920x530	40 - 41	1,5 - 3,5	
	V 8.1 E (C)	10		230; 1,4	500x920x530	41 - 42	2,0 - 4,5	
	V 10.1 E (C)	10		230; 1,7	500x1300x530	57 - 58	3,5 - 6,5	
Vento VI Connect	V 14.1 E (C)	13		230; 1,7	500x1300x530	67 - 68	5,5 - 10,0	
	VI 19.1 E (C)	16	+0 / +90	3x400V; 2,6	570x1086x601	78 - 86	6,5 - 15,5	standing
	VI 25.1 E (C)	25		3x400V; 3,4	570x1258x601	85 - 94	10,5 - 20,5	

APPLICATIONS

Static Pressure 0 bar 25 bar

D1 Model	Air removal	Sludge removal	Vacuum degassing	Hydrocyclone technology	Magnet option	Applications									
						Small Residential	Large Residential	Small Building	Supermarket	Shopping Mall	Large Commercial Building	Hospital	Skyscraper	District Energy	Industrial Facilities
Zeparo ZUT, ZUTS	✓					✓	✓	✓	✓	✓	✓	✓	✓		
Zeparo ZUV, ZUVS	✓					✓	✓	✓	✓						
Zeparo ZTVI	✓					✓	✓	✓	✓						
Zeparo ZUM		✓			✓	✓	✓	✓	✓						
Zeparo ZTMI		✓			✓	✓	✓	✓	✓						
Zeparo ZUKM, ZUCM	✓	✓			✓	✓	✓	✓	✓						
Zeparo ZTKMI	✓	✓			✓	✓	✓	✓	✓						
Zeparo Cyclone		✓		✓	✓	✓	✓	✓	✓						
Zeparo G-Force		✓		✓	✓				✓	✓	✓	✓	✓	✓	✓
Zeparo ZIO	✓	✓			✓				✓	✓	✓	✓	✓	✓	✓
Simply Vento, Vento Compact	✓		✓				✓	✓							
Vento V, VI Connect	✓		✓	✓				✓	✓	✓	✓	✓	✓	✓	✓
Ferro-Cleaner		✓			✓	✓	✓	✓	✓	✓	✓	✓	✓	✓	✓



Zeparo ZUT, ZUTS

- Large anti-leakage float chamber: Leakfree function
- Ideal for installation on storage tanks and buffers
- Large connection diameters



Zeparo ZUV, ZUVS

- Helistill cartridge for effective separation and removal of air
- Equipped with ZUT air vent with Leakfree function
- Available in DN 20-40 with female threads



Zeparo ZUM

- Helistill cartridge for best separation performance of sludge
- Strong magnet rod in pocket tube for magnetite separation
- No risk of clogging. Reduces maintenance and associated costs over system lifetime
- Easy cleaning. Dirt can be flushed out under operation



Zeparo ZUKM

- Combined air and dirt separator with magnet
- Combines the features of ZUV and ZUM



Zeparo ZUCM Collect

- Combined air and dirt separator and low loss header in one product.
- Combines the features of ZUV and ZUM



Zeparo Cyclone

- Hydrocyclone separation technology
- Low flow resistance thanks to unique solutions
- Separate sludge chamber protected against secondary entrainment of particles
- Corrosion-resistant material: Body -> brass, insert Cyclone ->PPS Ryton
- No risk of clogging. Reduces maintenance and associated costs over system lifetime
- Easy cleaning. Dirt can easy be flushed out under operation



Zeparo ZTVI

- The separation chamber can be rotated 360 degrees, allowing the Zeparo ZTVI to be mounted in every position.
- Separator for microbubbles, Vent version
- Helistill cartridge for effective separation and removal of air
- Leakfree air vent




Zeparo ZTMI

- The separation chamber can be rotated 360 degrees, allowing the Zeparo ZTMI to be mounted in every position. Separator for sludge particles, Dirt version
- Helistill cartridge for best separation performance of sludge
- Easy cleaning. Drain can be removed without pressure, allowing for easy cleaning of the separator.



Zeparo ZTKMI

- The separation chamber can be rotated 360 degrees, allowing the Zeparo ZTKMI to be mounted in every position.
- Separator for microbubbles and sludge particles, Kombi version
- Combines the features of ZTVI and ZTMI



Ferro-Cleaner

- Magnetic flux filter system that system captures the finest magnetic particles
- Can be installed in any orientation
- Compact dimensions
- No risk of clogging. Reduces maintenance and associated costs over system lifetime



Zeparo G-Force

- Hydrocyclone separation technology
- Separate sludge chamber protected against secondary entrainment of particles
- Can be mounted on horizontal and vertical pipe
- Air extraction function after installation of the ZUTX air vent
- No risk of clogging. Reduces maintenance and associated costs over system lifetime
- Optional magnet accessory optimizes separation efficiency for sludge and even for finer magnetic particles.
- Easy cleaning. Dirt can easy be flushed out under operation



Zeparo ZIO

- Separation of sludge and air
- Separation based on particle density difference and stream calming
- Low flow resistance
- No risk of clogging. Reduces maintenance and associated costs over system lifetime
- Optional magnet accessory optimizes separation efficiency for sludge and even for finer magnetic particles.
- Easy cleaning. Dirt can easy be flushed out under operation



Simply Vento

- Vacuum degassing with hydrocyclone technology - VacuCyconSplit
- BrainCube Connect controller
- Modbus and Ethernet communication as standard
- Working pressure range from 0,5-2,5 bar
- Compact design for floor and wall hanging installation



Vento V, VI, Vento Compact

- Vacuum degassing with hydrocyclone technology - VacuCyconSplit
- BrainCube Connect controller
- Modbus and Ethernet communication as standard
- ECO degassing function (gas presence monitoring)
- Refilling module as standard
- Available in pressure ranges from 0,5 to 20 bar



Water make-up and treatment systems

Besides pressure maintenance and air removal, another important aspect to consider is to refill whatever media gets lost during system operation. IMI Hydronic offers water make-up systems with softening option.

Water make-up is performed in a controlled process where refill quantities, durations and frequencies are closely monitored - **FillSafe** feature.

YOUR BENEFITS

- Innovative BrainCube controller regulates and monitors the refilling process
- Multiple features available as standard in one device

KEY TECHNICAL PARAMETERS

D2 Model	PN	T min/max of fluid °C	Power supply U, P V, kW	Notes	
					bar
Pleno PX	10	0 / +65	230; 0,02	Kvs = 1,4	
Pleno PIX Connect	10	0 / +65	230; 0,04	Kvs = 1,4	
Pleno PI x.x Connect	PI 9.1 F PI 9.1 PI 9.2	10	+0 / +30	230; 0,75	1-8 bar pump
Pleno Refill Filter Decalcification	6000 12000 16000 36000 48000	8	+5 / +45	n.d	Compatible with Transero Connect, Vento Connect and Pleno Connect For decalcification of make up water incl. 25 µm filter
Pleno Refill Filter Demineralisation	2000 4000 13500 18000	8	+5 / +45	n.d	Compatible with Transero Connect, Vento Connect and Pleno Connect For demineralisation of the make up water according to VDI 2035, SWKI BT 102-1 incl. 25 µm filter

APPLICATIONS

D2 Model	Refilling	Decalcification or Demineralisation	Controller	Built-in pump	Volume measurement	Applications									
						Small Residential	Large Residential	Small Building	Supermarket	Shopping Mall	Large Commercial Building	Hospital	Skyscraper	District Energy	Industrial Facilities
Pleno PX	✓				✓		✓	✓	✓	✓	✓	✓	✓		
Pleno PIX Connect	✓		✓		✓	✓	✓	✓	✓						
Pleno PI x.x Connect	✓		✓	✓	✓		✓	✓	✓	✓	✓	✓			
Pleno Refill (Decalcification or Demineralisation)		✓				✓	✓	✓	✓	✓	✓	✓	✓	✓	✓



Pleno PX

- Hydraulic unit with water meter and solenoid valve
- Water make-up without pumps
- Wall mounting



Pleno PIX Connect

- Water make-up without pumps
- Control unit TecBox - BrainCube Connect to control water make up and Pleno Refill units
- Wall mounting
- Hydraulic unit with water meter and solenoid valve



Pleno PI 9F Connect

- Water make-up with pump
- Control unit TecBox - BrainCube Connect to control water make up and Pleno Refill units
- Integrated wall mounting bracket.



Pleno PI 9.1, 9.2 Connect

- Water make-up with pumps
- Control unit TecBox - BrainCube Connect to control water make up and Pleno Refill units
- Standing mounting type



Pleno Refill 6000 - 12000, Pleno Refill Demin 2000 - 4000


- Decalcification or demineralisation cartridge
- Mesh filter
- Wall mounting
- Compatible with Pleno PX, Pleno PIX



Pleno Refill 16000 - 48000, Pleno Refill Demin 13500 - 18000

- Decalcification or demineralisation resin
- Mesh filter 25 µm
- Wall mounting
- Compatible with Vento Connect, Transfero Connect

**Take control of
your success**



Until you can measure something and express it in numbers, you are only beginning to understand.

- Lord Kelvin



Your professional insurance

Describing the real behavior of a system or turning unexpected operating problems into figures is not a simple task. It requires the right smart tools.

Working together with you on many projects during the year is the best way to fully understand your needs. Hydronic tools were specially tailored for you to simplify your job and above all to save your time and money.

If you run into trouble, you don't have to deal with it alone. You can always rely on our technical support, no matter where you are or how large your project is.






TA-SCOPE with DpS-Visio



TA Link

HYDRONIC TOOLS

E1 	Balancing instruments	61
E2 	Measuring tools	61
E3 	Software	62



I am looking for
smart, accurate
and insightful
solutions.



**Need smart, accurate and insightful?
– our measuring instruments are your solution.**

TA-SCOPE is now updated with new fine-tuned functionalities and smart technology to make hydronic balancing easier, faster and more accurate.



Balancing instruments



TA-SCOPE with DpS-Visio

- TA-SCOPE and DpS-Visio: Advanced measuring instruments for optimal hydronic balancing
- DpS-Visio: a compact and light Dp sensor
- Safer, easier and more accurate commissioning due to automatic electronic flushing and calibration
- Direct reading of measurement data thanks to OLED display on DpS-Visio
- Covers larger size installations up to 500 kPa. The high pressure (HP) version allows going up to 1000 kPa
- TA-Wireless – one person with one instrument can accurately balance complex systems with only one valve adjustment per valve necessary
- TA-Diagnostic – detects system errors, allowing for easy maintenance, troubleshooting and balancing calculations in existing buildings
- Self-sealing needles with integrated temperature sensor – designed to make measurement safer and more accurate
- System performance is improved, with more precise measurement and easier heating/cooling power logging
- Precise diagnostics with the help of stand-alone data-logging for up to 100 days on battery power



Automatic electronic flushing and calibration



Direct reading of data through an OLED display



One-person balancing cuts time, effort and cost



Measuring tools



TA Link

- Provides an accurate measurement of the differential pressure
- The crucial connection between the hydronic system and the building management system (BMS)
- Max. differential pressure 2 or 5 bar, measuring range 0-40 kPa or 0-100 kPa
- Output signal 0-10V or 4-20mA



Software



HySelect

HySelect is computer software that:

- selects valves and determines the right valve size and setting
- helps to choose the correct type of actuator and available accessories
- calculates heating and cooling systems, also with diversity factors
- converts different units
- communicates with balancing instrument TA-SCOPE



HyTools

HyTools is an app packed with hydronic calculation tools. You can have all our products, hydronic calculators and unit conversion tools on your iPhone, iPad, iPod Touch* or Android smartphone.

The HyTools functions include:

- Hydronic calculator: q -Kv-Dp; P-q-DT; q-Valve-Dp
- Zeparo Dp calculation
- Valve sizing and presetting
- Radiator power estimation (steel and cast iron)
- Sizing and presetting of thermostatic valves, balancing valves, Dp controllers and more
- Pipe sizing
- Unit conversion
- Run-time localisation selection (24 regions)
- Run-time language selection of 16 languages

Download HyTools now from the Apple* App Store or Google Play. With HyTools, everything you need for complex hydronic calculation is just one touch away.





IMI Hecos

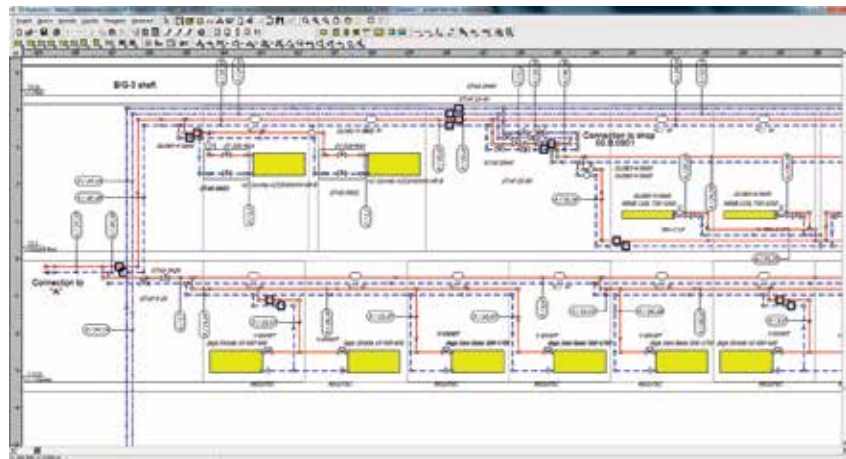
IMI Hecos is a fully graphical computer program that helps you design waterborne heating and cooling systems in the technically correct, most economical and efficient way.

It makes it easy to calculate all the parts of hydronic loops including terminal units, valves, pumps and pipes.

You just need to describe the building, rooms and temperatures and define what the system should look like.

In return you can get the required pump head, detailed lists of optimally sized components, water volume of the system for further pressurisation unit calculation, full system specification and most importantly, your full plant's scheme to print out or export into CAD program.

- Easy to modify the calculation parameters and retrieve new results.
- Interactive communication between the drawing and result sheets.
- Availability of software application for one pipe radiator systems as well as a reverse return system.
- Joint drawing for the software showing the heating and the cooling network (e.g. 4-pipe fan coil system).
- Glycol correction.



HyTune

Application for smartphones for digital configuration of TA-Slider actuators and TA-Smart.

- Easy to use
- Comfortable set up of TA-Sliders even in poorly lit environments
- Added protection against human error
- Access list of up to 10 last errors and operating statistics



**Take control
of where your
energy flows**



Applications overview

BALANCING AND CONTROL SYSTEMS

Type	Solutions	Energy efficiency	Investment
F1 F7 Variable flow	Pressure-independent balancing and control valves	low high	low high
F2 F8 Variable flow	Combined balancing and control valves	low high	low high
F3 F9 Variable flow	Balancing and standard control valves	low high	low high
F4 Variable flow	Thermostatic radiator valves with pre-setting	low high	low high
F5 Variable flow	AFC technology (Automatic Flow Control)	low high	low high
F10 Variable flow	Control valves with return temperature controller	low high	low high
F6 F11 Constant flow	Balancing and standard control valves	low high	low high
F2 F2 F3 F9 Variable flow	Balancing and control valves with flow measuring capabilities	low high	low high

SPECIAL SOLUTIONS

Type	Solutions	Energy efficiency	Investment
F12 Variable flow	Auto-adapting variable flow decoupling circuit	low high	low high
F13 Variable flow	Zone temperature control (e.g. for use in apartments)	low high	low high
F14 Variable flow	Four-pipe heating and cooling system	low high	low high
F15 Variable flow	Computer room air conditioning (CRAC) unit	low high	low high

Solution examples show the most used applications in heating and cooling systems.

There are a large number of variants, combinations and unique solutions that are beyond the scope of the contents of this brochure.

Every system has its own specifics with regard to the source of heat or cold, type of control, investment limits etc.

Please do not hesitate to ask our hydronic specialists for help to choose the best solution for your project.

Your success is the greatest reward of the work we do every day.

Heating system – variable flow

Pressure-independent balancing and control valves

ENERGY EFFICIENCY

- Ensuring stable and precise temperature control in all operating conditions.
- Pressure-independent control with high valve authority for liquid/three-point control.
- Low energy consumption when pumping (no overflow).
- Low required differential pressure on IMI TA valves minimizes pump lift height.
- Optimisation of pump lift height possible thanks to unique valve diagnostic features.
- Reduction of heat loss in return pipes.

INVESTMENT

- Solution with minimum number of valves installed.
- Use cheaper actuators (low required closing pressure).
- The extensive measurement and diagnostic capabilities of the IMI TA valves allow for complete system diagnostics without the need for additional equipment investments in other devices.
- Quick return on investment (highest quality, long service life, significant energy savings).
- High flexibility. Possibility of phased start-up or expansion without rebalancing of an already functioning part.







SIZING

- Simple matching of valves based on nominal flows.
- Selection of flow-based settings without the need for complete hydraulic calculations.
- No need to check the authority of the valves.
- Easy match of the correct actuator.
- Quick matching with the use of software: HySelect, HyTools, Instal-therm, Auditor.

COMMISSIONING

- Preset the required flow direct at the PIBCV, designed flow = real flow.
- Direct measurement of the actual flow and available differential pressure helps to set the minimum required pump head to achieve maximum energy efficiency.
- The extensive diagnostic capabilities of IMI TA valves in combination with TA-SCOPE make it easy to identify and solve any possible system faults.

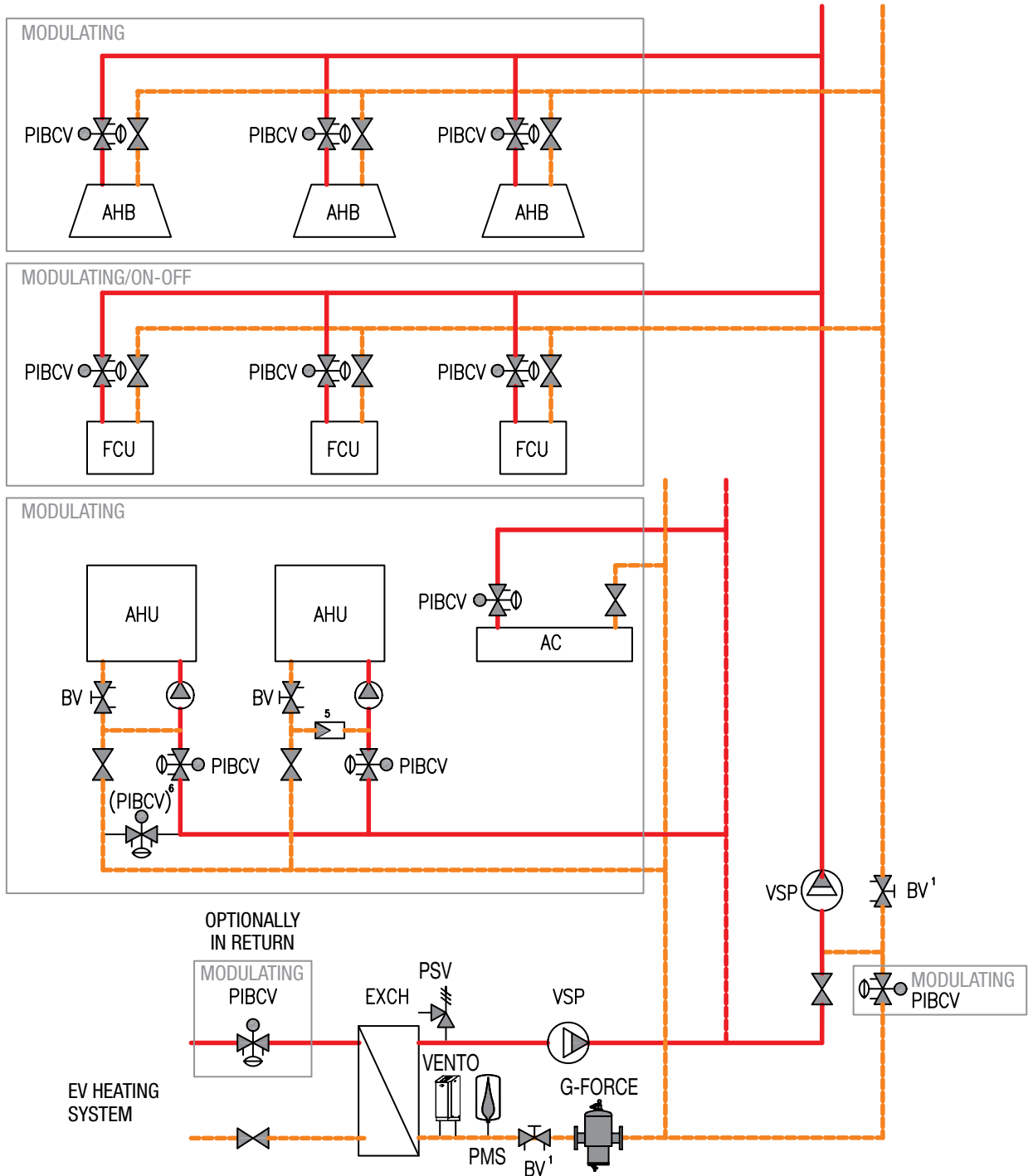
QUICK LINKS

	PIBCV	Pressure independent balancing and control valves	page 9
	BV	Balancing valves	page 30
	EV	Expansion vessels	page 41
	PSV	Safety valves	page 47
	G-FORCE	Dirt & Gas separators and Cyclonic vacuum degassing units	page 52
	VENTO	Cyclonic vacuum degasser	page 52

Energy efficiency Low High

Investment Low High

Recommended



- 1) Recommended for flow measuring and system diagnostics
- 5) Check valve is recommended to protect AHU against freezing up if secondary pump fails
- 6) Optional/recommended for obtaining medium circulation in the system. Without or with an actuator that is interlocked in an inverted way with the main panel actuator)

Legend:

AC Air curtain
AHB Active heating beam
AHU Air handling unit
BV Balancing valve
EXCH Heat exchanger
FCU Fan-coil
PIBCV Pressure independent balancing and control valve

PMS Pressure Maintenance System: Pressurisation System + Water make-up
PSV Safety valve
VENTO Cyclonic vacuum degasser (not necessary for Transfero Connect PMS as vacuum degassing is integrated)
VSP Variable speed pump control
G-FORCE Dirt & magnetite separator

Heating system – variable flow

Multi-purpose balancing and control valves

ENERGY EFFICIENCY

- Ensuring stable and precise temperature control in all operating conditions.
- Differential pressure regulators on branch connections stabilise the differential pressure for smoothly adjustable valves and provide good authority level.
- Low energy consumption when pumping.
- Optimisation of pump lift height possible thanks to unique valve diagnostic features.
- Reduction of heat loss in return pipes.
- Under certain conditions, on/off adjustment can cause overflow under partial load. This phenomenon can be limited already in the design phase.

INVESTMENT

- Recommended solution with a good balance between energy efficiency and investment.
- Depending on the system structure, this solution is usually cheaper compared to E1, despite the need for valves at the branches.
- Extraordinary measurement and diagnostic capabilities of the IMI TA valves allow for complete system diagnostics without the need for additional equipment investments in other devices.
- Quick return on investment (usually cost effective solutions, top quality products, long service life).
- High flexibility. Possibility of phased start-up or expansion without rebalancing of an already functioning part.















SIZING

- Simple valve matching based on nominal flow and minimum pressure drop (1/3 of the total pressure drop in the stabilized cycle) for the correct level of authority.
- Need to check the closing pressure of the actuators.
- Recommended pressure independent balancing and control valves for single receivers connected directly to the bus to ensure proper authority and limit overflows.
- Quick matching with the use of software: HySelect, HyTools, Instal-therm, Auditor.

COMMISSIONING

- Preset of the valves based on hydraulic calculations with the option of gentle correction on site.
- Direct measurement of the actual flow and available differential pressure helps to set the minimum required lifting height of the pump.
- Flow measurement on single control valves at the branch possible but not required.
- The extensive diagnostic capabilities of IMI TA valves in combination with TA-SCOPE make it easy to identify and solve any possible system faults.

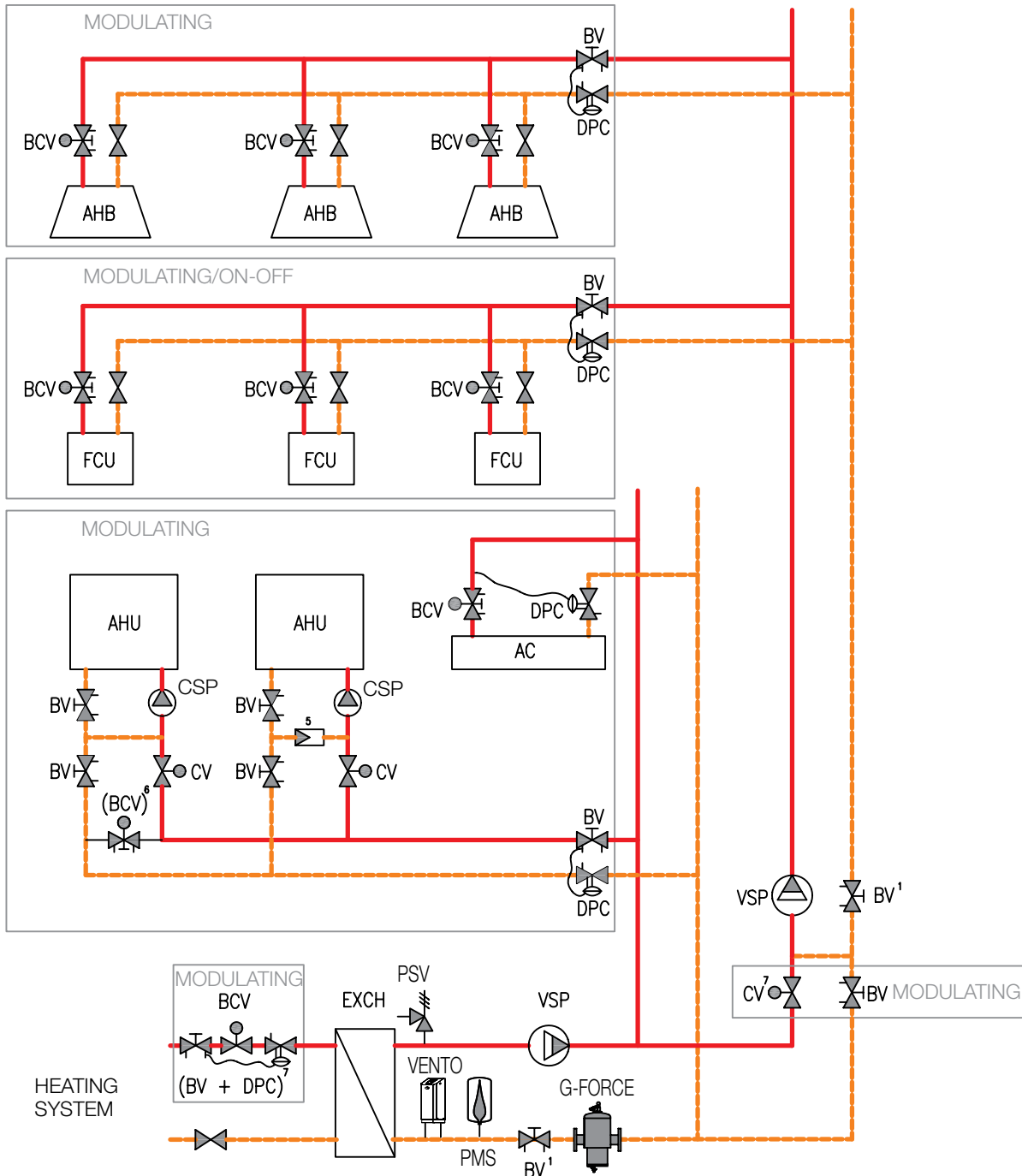
QUICK LINKS

		BCV	Combined balancing and control valves	page 11
		TA-SMART	Smart valve	page 15
		BV	Balancing valves	page 30
		DPC	Differential pressure controllers	page 35
		EV	Expansion vessels	page 41
		PSV	Safety valves	page 47
		G-FORCE	Dirt & Gas separators and Cyclonic vacuum degassing units	page 52

Energy efficiency Low High

Investment Low High

Recommended



- 1) Recommended for flow measuring and system diagnostics
- 5) Check valve is recommended to protect AHU against freezing up if secondary pump fails
- 6) Optional/recommended for obtaining medium circulation in the system. Without or with an actuator that is interlocked in an inverted way with the main panel actuator
- 7) Dp control is recommended if the authority of the control valve may drop below 0.25 during system operation due to significant variations in pressure.

Legend:

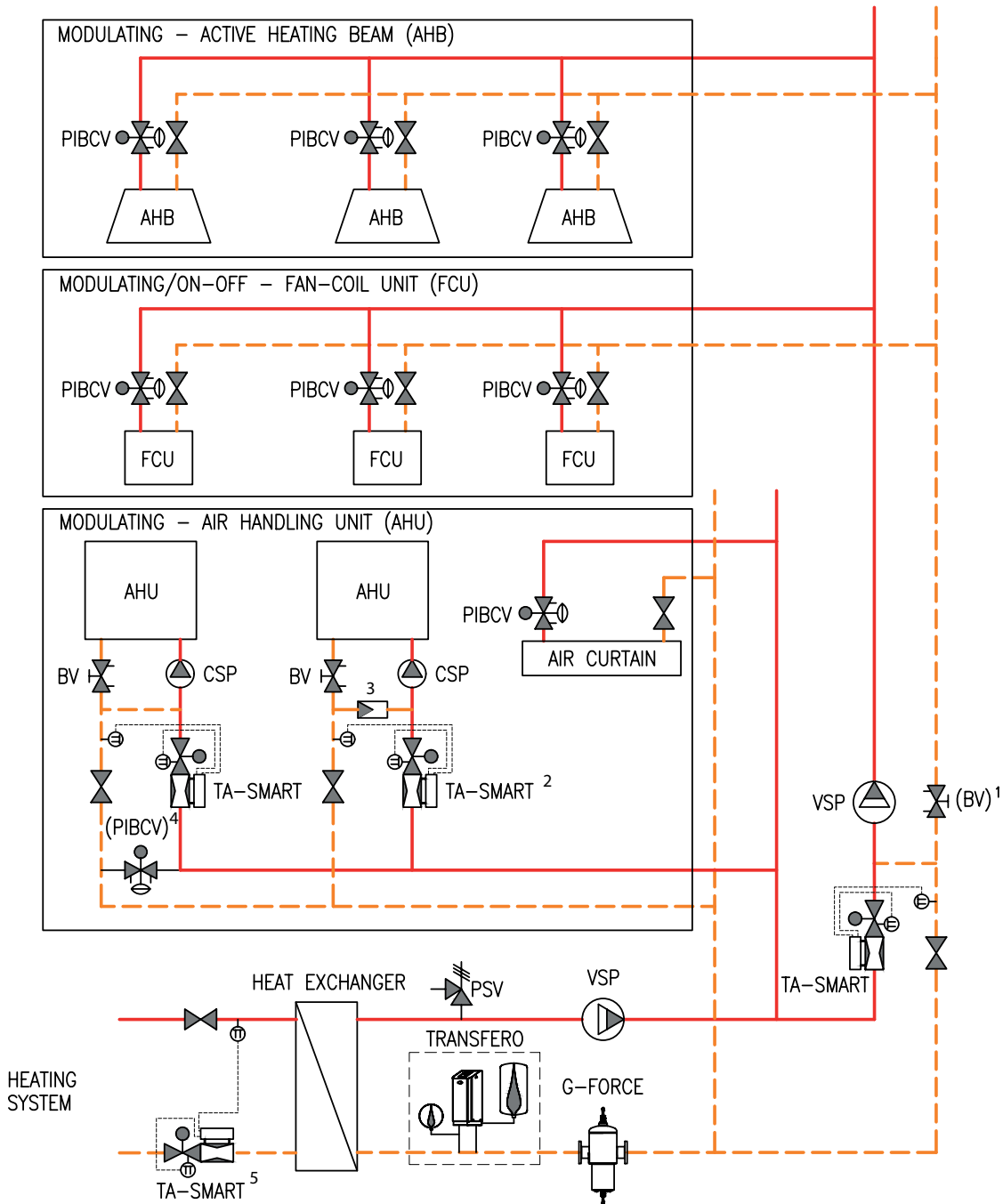
AC Air curtain
AHB Active heating beam
AHU Air handling unit
BCV Combined balancing and control valve
BV Balancing valve
DPC Differential pressure controller
FCU Fan-coil

PMS Pressure Maintenance System: Pressurisation System + Water make-up
PSV Safety valve
VENTO Cyclonic vacuum degasser (not necessary for Transfero Connect PMS as vacuum degassing is integrated)
VSP Variable speed pump control
G-FORCE Dirt & magnetite separator

Recommended

Energy efficiency Low High

Investment Low High



- 1) Recommended for flow and energy measuring and system diagnostics close to TA-Smart
- 2) Recommended for AHU energy consumption analysis and optimization
- 3) Check valve is recommended to protect AHU against freezing up if secondary pump fails
- 4) Optional/recommended for obtaining medium circulation in the system. Without or with an actuator that is interlocked in an inverted way with the main panel actuator
- 5) Recommended for Heat exchanger energy analysis on the primary side understanding the energy consumption on the secondary side

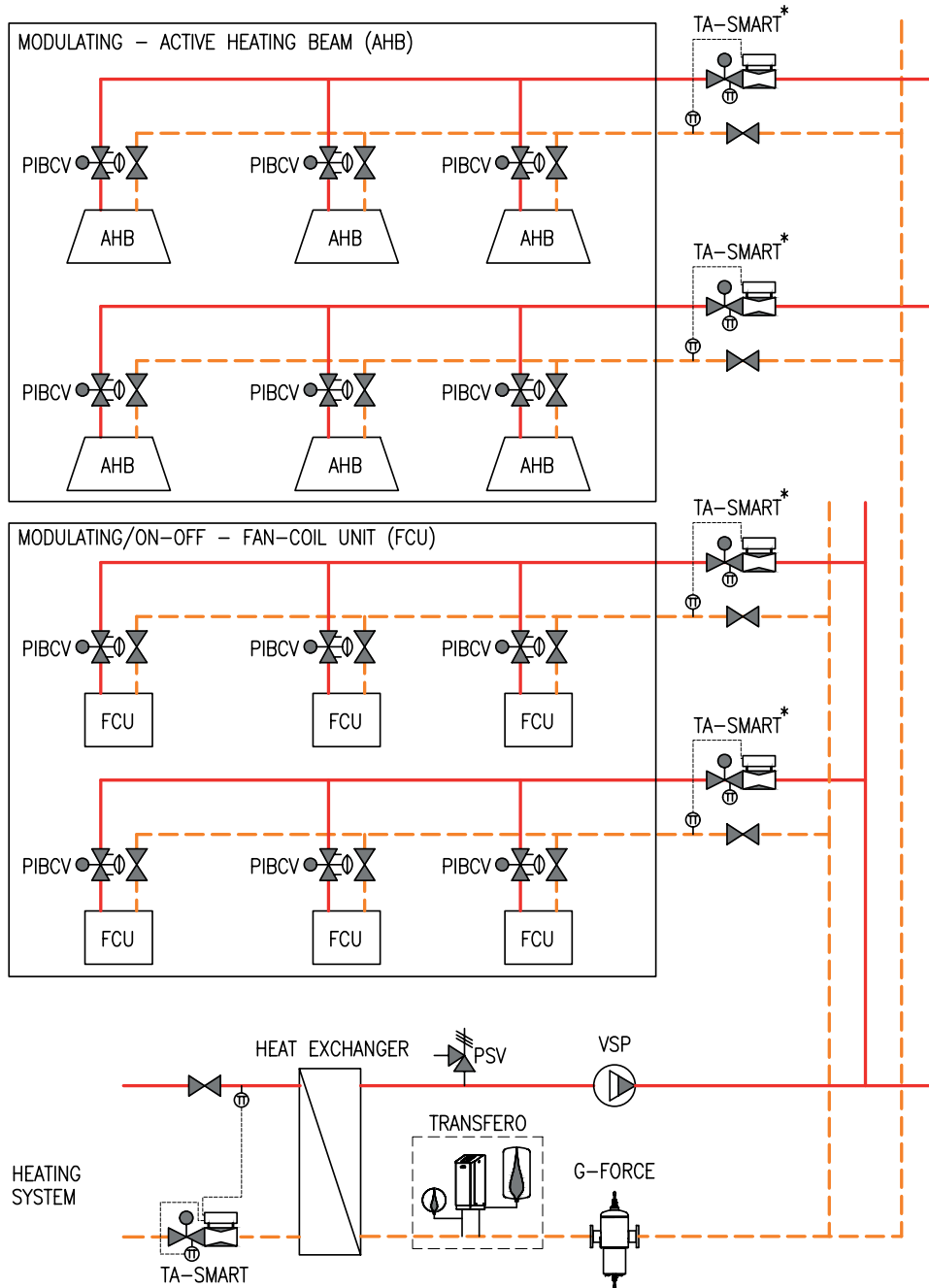
Legend:

AHB	Active heating beam	PSV	Safety valve
AHU	Air handling unit	TA-SMART	Balancing and control valves with flow measuring capabilities
BV	Balancing valve	VSP	Variable speed pump control
CSP	Constant speed pump	G-FORCE	Dirt & magnetite separator
FCU	Fan-coil	TRANSFERO	Pump based pressurization unit with water make-up and vacuum degassing
PIBCV	Pressure independent balancing and control valve		

Energy efficiency Low High

Investment Low High

Recommended



* Optional use of TA-SMART providing additional isolation of a zone and providing metering opportunities for power and flow.

Legend:

- | | | | |
|----------------|--------------------------------------------------|------------------|------------------------------------------------------------------------|
| AHB | Active heating beam | PSV | Safety valve |
| BV | Balancing valve | TA-SMART | Balancing and control valves with flow measuring capabilities |
| CSP | Constant speed pump | TRANSFERO | Pump based pressurization unit with water make-up and vacuum degassing |
| FCU | Fan-coil | G-FORCE | Dirt & magnetite separator |
| G-FORCE | Dirt & magnetite separator | VSP | Variable speed pump control |
| PIBCV | Pressure independent balancing and control valve | | |

Heating system – variable flow

Balancing and standard control valves

ENERGY EFFICIENCY

- Stable and precise temperature control in all operating conditions is guaranteed, if control valves, continuous key circuit parameters monitoring, driving fact-driven decisions and differential pressure controllers are properly matched.
- In the version with modulating control, the high authority of the valves is ensured by the differential pressure controllers, which stabilise the differential pressure.
- Error logs access help for troubleshooting procedure, maximising life of equipments.
- Low energy consumption when pumping.
- Reduction of heat loss in return pipes.
- Access to historical data collection.

INVESTMENT

- Higher investment costs compared to E2 based on multi-purpose balancing and control valves.
- High flow rates determine the large diameter of the Dp controllers (the use of TA-PILOT-R with its linear design reduces the diameter and thus the investment costs).
- Extraordinary measurement and diagnostic capabilities of the IMI TA valves allow for complete system diagnostics without the need for additional investments in other devices.
- High flexibility. Possibility of phased start-up or expansion without the need of rebalancing the already functioning part.
- 5 year warranty on newest technology (TA-Smart).















SIZING

- Simple valve matching based on nominal flow and minimum pressure drop (1/3 of the total pressure drop in the stabilized cycle) for the correct authority level.
- Need to check the closing pressure of the actuators.
- Quick matching with the use of software: HySelect, HyTools, Instal-therm, Auditor.

COMMISSIONING

- Preset of the valves based on hydraulic calculations with the option of gentle correction on site.
- The Dp controllers should be set according to the actual pressure drops on the branch.
- Use precise IMI TA balancing methods to adjust flows while optimizing the pump's operating point.
- The extensive diagnostic capabilities of IMI TA valves in combination with TA-SCOPE make it easy to identify and resolve any possible system failure.
- Remote access to measured flows of different TA-Smart.

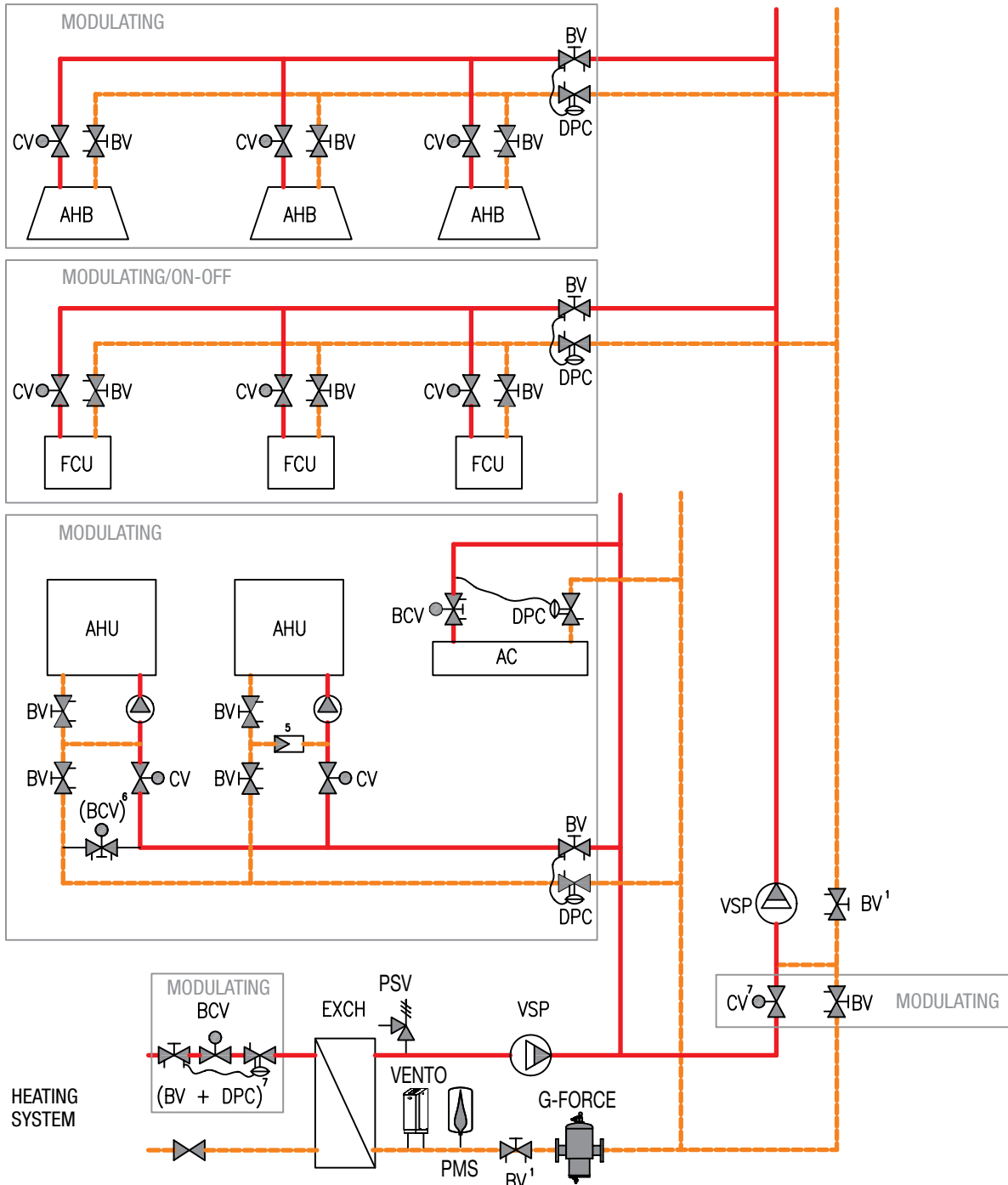
QUICK LINKS

 	CV	Standard control valves	page 13
 	TA-SMART	Smart valve	page 15
 	BV	Balancing valves	page 30
 	DPC	Differential pressure controllers	page 35
 	EV	Expansion vessels	page 41
 	PSV	Safety valves	page 47
 	G-FORCE	Dirt & Gas separators and Cyclonic vacuum degassing units	page 52

Acceptable

Energy efficiency Low High

Investment Low High



- 1) Recommended for flow measuring and system diagnostics
- 5) Check valve is recommended to protect AHU against freezing up if secondary pump fails
- 6) Optional/recommended for obtaining medium circulation in the system. Without or with an actuator that is interlocked in an inverted way with the main panel actuator)
- 7) Dp control is recommended if the authority of the control valve may drop below 0.25 during system operation due to significant variations in pressure.

Legend:

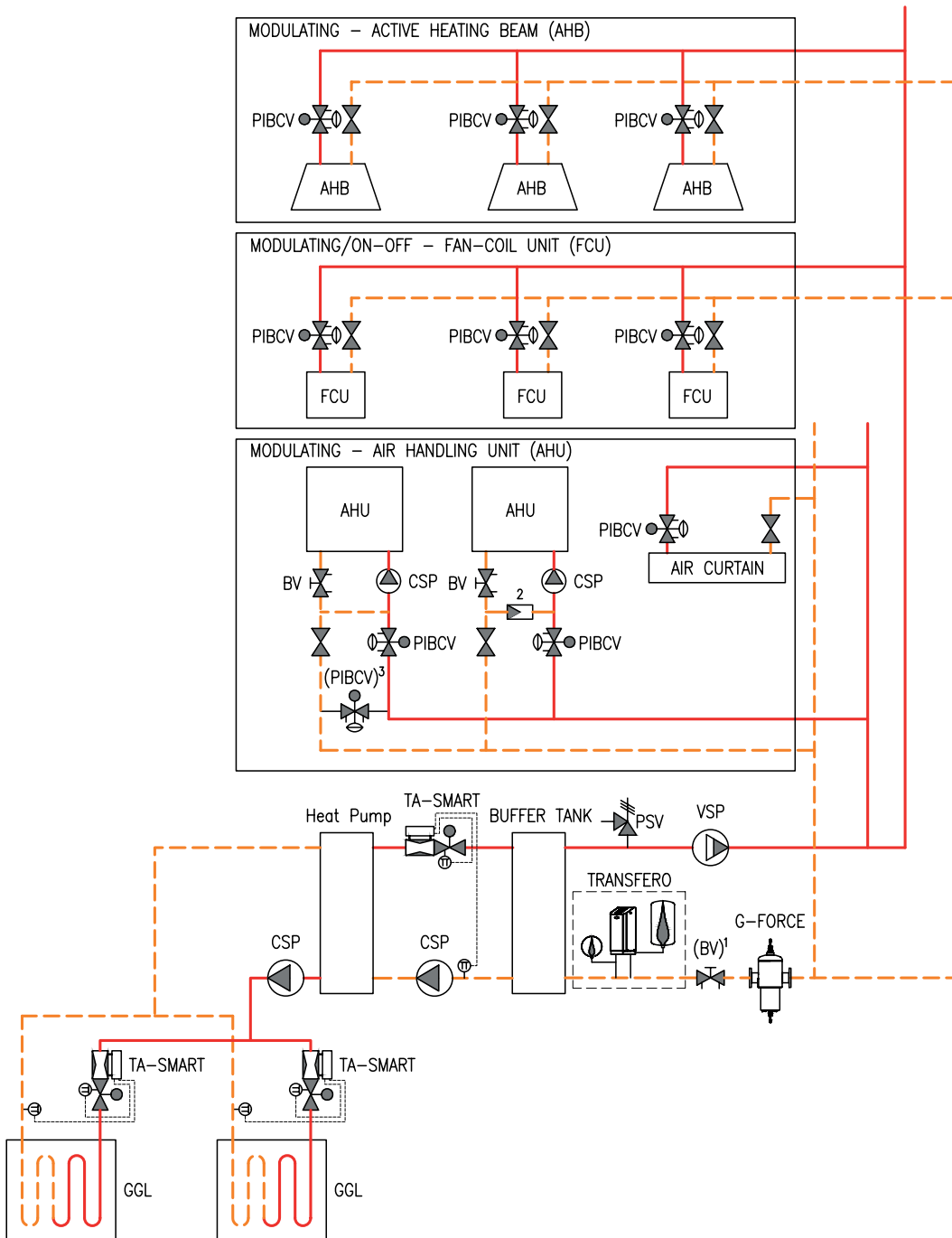
AC	Air curtain
AHB	Active heating beam
AHU	Air handling unit
BCV	Combined balancing and control valve
BV	Balancing valve
CV	2-way control valve
DPC	Differential pressure controller
EXCH	Heat exchanger

FCU	Fan-coil
PMS	Pressure Maintenance System: Pressurisation System + Water make-up
PSV	Safety valve
VENTO	Cyclonic vacuum degasser (not necessary for Transfero Connect PMS as vacuum degassing is integrated)
VSP	Variable speed pump control
G-FORCE	Dirt & magnetite separator

Recommended

Energy efficiency Low High

Investment Low High



- 1) Optional/recommended for flow measuring and system diagnostics. Optional/recommended for flow measuring and system diagnostics.
- 2) Check valve is recommended to protect AHU against freezing up if Check valve is recommended to protect AHU against freezing up if secondary pump fails
- 3) Optional/recommended for maintaing hot water in the supply pipe. Optional/recommended for maintaing hot water in the supply pipe. (without or with actuator that opening when AHU control valve is fully closed)

Legend:

AHB	Active heating beam	PSV	Safety valve
AHU	Air handling unit	TA-SMART	Balancing and control valves with flow measuring capabilities
BV	Balancing valve	TRANSFERO	Pump based pressurization unit with water make-up and vacuum degassing
CSP	Constant speed pump	VSP	Variable speed pump control
FCU	Fan-coil	G-FORCE	Dirt & magnetite separator
GGL	Geothermal ground loop		
PIBCV	Pressure independent balancing and control valve		

TA-Smart

TA-Smart is a balancing and control valve designed for heating and cooling applications **constructed around 3 key principles:**



CONTROL

Versatility of valve control modes operating according to flow, power and valve position with outstanding controllability. A ΔT limitation function can be added to any of the control type, even in part-load system conditions. Also available in dp control mode with the dp sensor module.



MEASUREMENT

Continuous measurement of flow, valve position, return/supply temperatures, temperature difference, power and energy.



COMMUNICATION

Communicates and stores: BLE, bus, Analog, Cloud.
Fully digitally configurable: Hytune mobile app, web app.



Heating system – variable flow

Thermostatic radiator valves with pre-setting

ENERGY EFFICIENCY

- High level of thermal comfort and energy saving.
- Variable speed pump control and Dp controllers for stable differential pressure conditions on thermostatic valves allow to obtain low temperature deviations and quiet operation.
- Low energy consumption when pumping.
- Reduction of heat loss in return pipes.
- Low return temperature increases the energy efficiency of heat pumps and condensing boilers.

INVESTMENT

- Low investment costs and fast return on investment.
- Highest quality and long service life.
- The return shut-off valves and connection kits facilitate maintenance work through the shut-off and drain functions of the radiator.
- Balancing valves and Dp controllers with outstanding measurement and diagnostic capabilities help you set the optimum pump lift height and identify possible system faults.
- High flexibility. Possibility of phased start-up or expansion without the need of rebalancing the already functioning part.







SIZING

- Matching of balancing valves and Dp controllers according to the differential pressure in the range of 1-2K, in relation to the minimum recommended pressure drop.
- Balancing valves and Dp controllers in large systems are recommended for quiet and efficient operation.
- IMI Heimeier's extensive product portfolio offers optimum solutions for any type of radiator or floor heating.
- NOTES: The use of pressure-independent balancing and control valves (PIBCV) is prohibited in systems with thermostatic valves. They only limit the maximum flow. At the same time, they increase the pump's lifting height by allowing excess pressure to pass through to the thermostatic valves during most of the heating season due to the fact that the flows are below the nominal values.
- Quick matching with the use of software: HySelect, HyTools, Instal-therm, Auditor.

COMMISSIONING

- Preset of the valves based on hydraulic calculations with the option of gentle correction on site.
- Direct measurement of the actual flow and available differential pressure helps to set the minimum required lifting height of the pump and ensure quiet and efficient operation.
- We recommend selecting the thermostatic heads depending on the room function and indicating the recommended temperature settings alternatively, they may be locked at the thermostatic head Halo B.

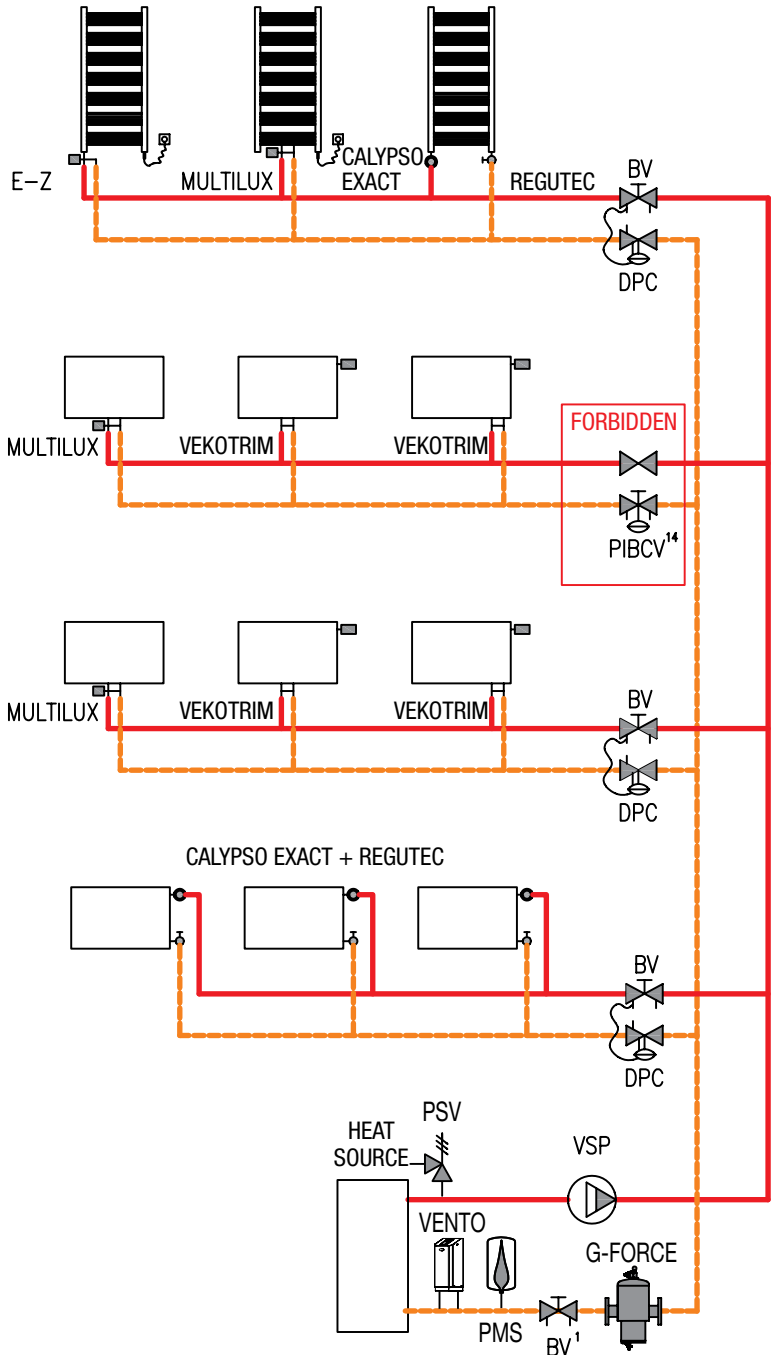
QUICK LINKS

	PIBCV	Pressure independent balancing and control valves	page 9
	BV	Balancing valves	page 30
	DPC	Differential pressure controllers	page 35
	EV	Expansion vessels	page 41
	PSV	Safety valves	page 47
	G-FORCE	Dirt & Gas separators and Cyclonic vacuum degassing units	page 52

Energy efficiency Low High

Investment Low High

Recommended



- 1) Recommended for flow measuring and system diagnostics
- 14) PIBCV (without actuator) limits the max. flow when all thermostatic valves (TRV) are open. During partial load, the PIBCV remains fully open and does not take overpressure. The result is a large drop in pressure at the valves at the end receivers, causing serious noise problems.

Legend:

BV	Balancing valve	PMS	Pressure Maintenance System: Pressurisation System + Water make-up
CALYPSO EXACT	Thermostatic radiator valve with preset	PSV	Safety valve
DPC	Differential pressure controller	REGUTEC	Radiator lockshield
E-Z	Thermostatic radiator valve with presetting for one-point connection	VEKOTRIM	Radiator lockshield for two-point connection
MULTILUX	Thermostatic radiator valve with preset for two-point connection	VENTO	Cyclonic vacuum degasser (not necessary for Transfero Connect PMS as vacuum degassing is integrated)
PIBCV	Pressure independent balancing and control valve	VSP	Variable speed pump control
		G-FORCE	Dirt & magnetite separator

Heating system – variable flow

AFC technology (Automatic Flow Control)

ENERGY EFFICIENCY

- High level of thermal comfort in all working conditions.
- Automatic flow control limits overflow and helps to avoid underflow.
- Low energy consumption when pumping.
- Differential pressure control is required when the maximum available differential pressure for AFC technology can be exceeded.
- Reduction of heat loss in return pipes.
- Low return temperature increases the energy efficiency of heat pumps and condensing boilers.

INVESTMENT

- Slightly higher investment costs are compensated for by very high energy efficiency, reliability of the system, quick cost recovery and easy installation and commissioning.
- Proper functioning of all radiators and floor heating systems without any complaints or additional maintenance costs.
- Quiet operation.
- Ideal for renovation - immediate improvement in system performance.
- High flexibility. The size of the installation can be increased or decreased without affecting the quality of the control system.






SIZING

- Simple matching of AFC products based on nominal flows.
- The requirements for minimum and maximum pressure must be observed.
- Ideal for renovations in buildings with concealed pipes in walls or floors. Simplified hydraulic calculation can be applied.
- Quick matching with the use of software: HySelect, HyTools, Instal-therm, Audytor and nomograms.

COMMISSIONING

- Simple valve setting resulting directly from the flow.
- Automatic hydraulic balancing.
- The lifting height of the pump can be pre-set depending on the maximum flow rate. Proportional adjustment is recommended.
- In thermostatic valves, the insert can be dismantled under pressure using a special tool. Measurement of the pressure disposition is also available.

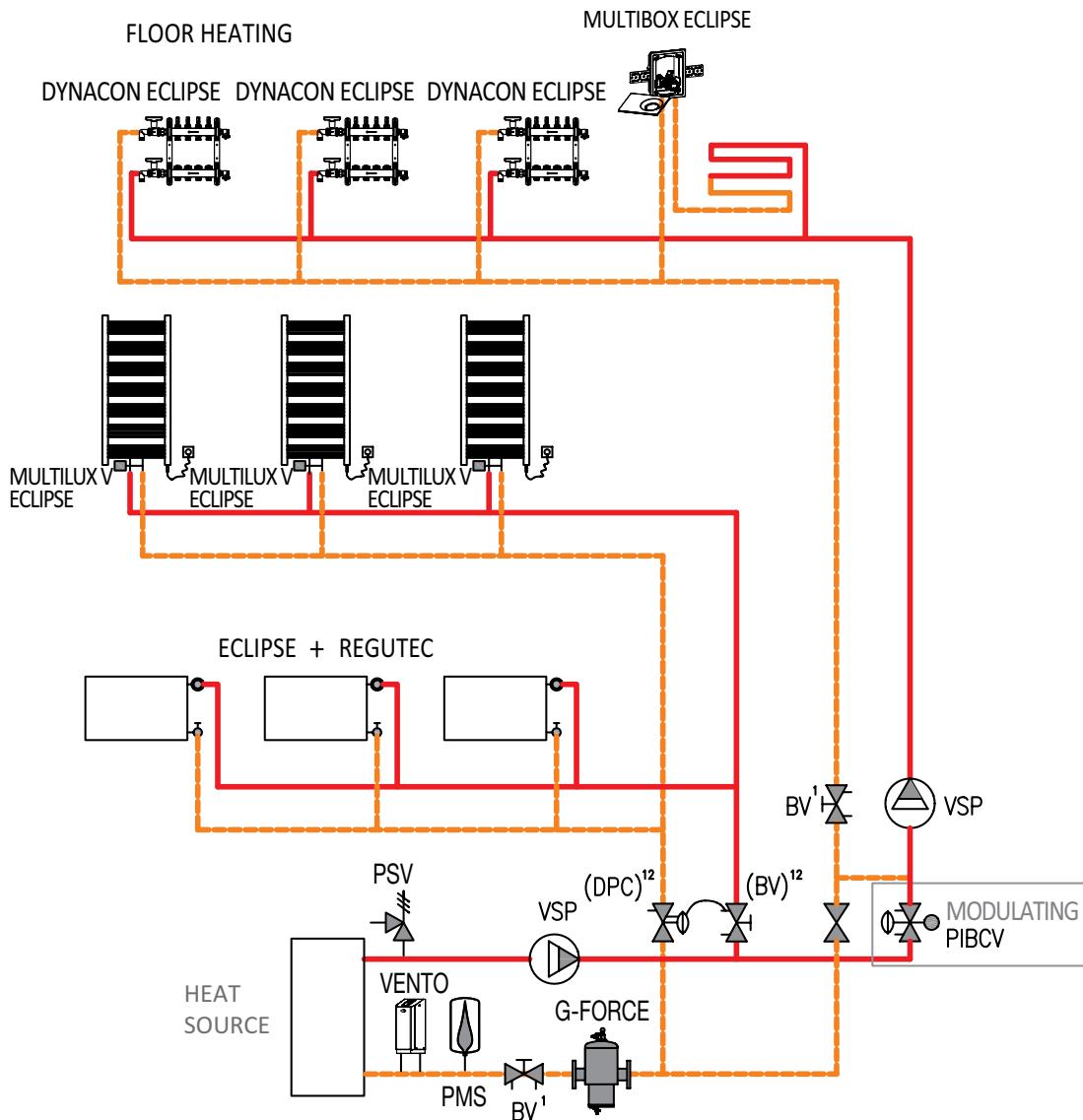
QUICK LINKS

A1		PIBCV	Pressure independent balancing and control valves	page 9
B1		BV	Balancing valves	page 30
C1		EV	Expansion vessels	page 41
C3		PSV	Safety valves	page 47
D1		G-FORCE	Dirt & Gas separators and Cyclonic vacuum degassing units	page 52

Learn more about AFC technology at www.imi-hydronic.com.

Energy efficiency	Low	■	■	■	■	■	High
Investment	Low	■	■	■	■	■	High

Recommended



- 1) Recommended for flow measuring and system diagnostics
- 12) A Dp controller is only required if the available pressure difference is higher than the maximum pressure difference for AFC technology..

Legend:

BV	Balancing valve	PMS	Pressure Maintenance System: Pressurisation System + Water make-up
DYNACON ECLIPSE	Floor heating manifold with AFC technology	PSV	Safety valve
ECLIPSE	Thermostatic radiator valve with AFC technology	REGUTEC	Radiator lockshield
MULTIBOX ECLIPSE	Floor heating control with AFC technology	VENTO	Cyclonic vacuum degasser (not necessary for Transfero Connect PMS as vacuum degassing is integrated)
MULTILUX V ECLIPSE	Thermostatic radiator valve with preset for two-point connection with AFC technology	VSP	Variable speed pump control
PIBCV	Pressure independent balancing and control valve	G-FORCE	Dirt & magnetite separator

Heating system – constant flow

Balancing and standard control valves

ENERGY EFFICIENCY

- High control stability due to constant pressure distribution.
- Increased energy consumption when pumping due to constant flow throughout the heating season.
- High heat loss on return pipes under partial load.
- A high return temperature at partial heat demand reduces the efficiency of condensing boilers, and in the nodes, it raises the return water temperature on the network side.
- Dirty filters and overflow significantly increase annual operating costs.

INVESTMENT

- Large number of valves installed.
- It is not possible to apply the coefficient of non-uniformity and reduce the size of pipes.
- Longer period of reimbursement of costs incurred for the purchase of electronic pumps and condensing boilers.
- Constant operating mode reduces pump life.







SIZING

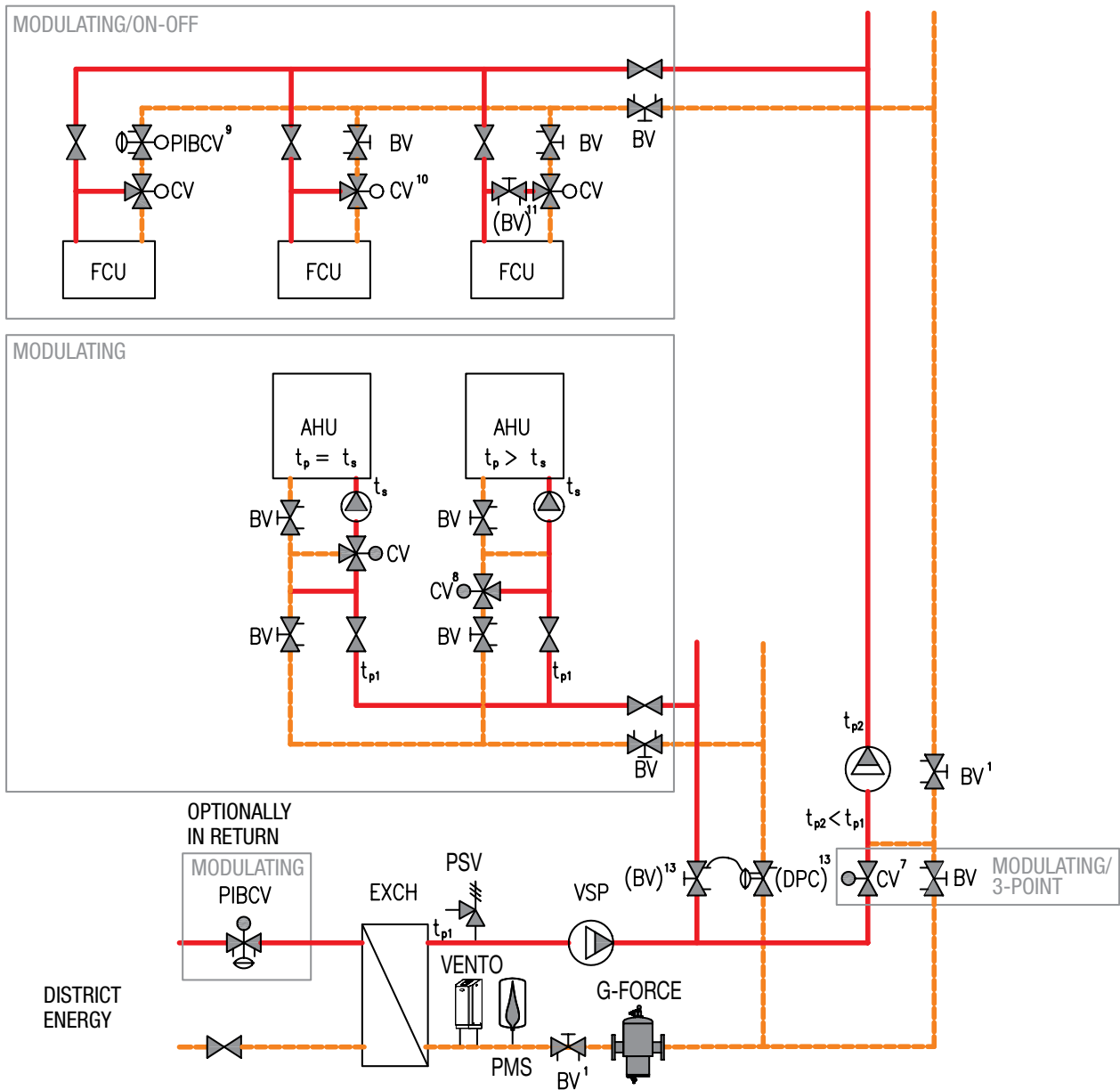
- A hydraulic calculation is required for 3-way control valves and balancing valves.
- Adequate Kvs value is essential for the high authority of a 3-way valve.
- 3-way valves regulating small end receivers need a reduced Kvs value in the bypass direction or an additional balancing valve to restrict excess flow by bypassing partial load or when the valve is fully closed.
- Quick matching with the use of software: HySelect, HyTools, Instal-therm, Auditor.

COMMISSIONING

- Preset of the valves based on hydraulic calculations with optional correction according to measurement on the object.
- Preset of the pumping height to achieve a constant nominal flow, a constant speed is necessary.
- During start-up, it is important to check the compatibility of the flow between primary and secondary flow in the air handling unit. The primary flow should be 5% higher if the nominal flow temperatures are identical.

QUICK LINKS

	PIBCV	Pressure independent balancing and control valves	page 9
	CV	Actuators for standard control valves	page 25
	BV	Balancing valves	page 30
	EV	Expansion vessels	page 41
	PSV	Safety valves	page 47
	G-FORCE	Dirt & Gas separators and Cyclonic vacuum degassing units	page 52

Energy efficiency Low HighInvestment Low High**Acceptable**

- 1) Recommended for flow measuring and system diagnostics
- 7) Dp control is recommended if the authority of the control valve may drop below 0.25 during system operation due to significant variations in pressure.
- 8) When the temperature difference in the primary circuit is higher, the size of the 3-way valve at this point may be smaller
- 9) 3-way valve without Kvs reduction in B-AB direction without bypass balancing, PIBCV without actuator is recommended for limiting the maximum flow
- 10) 3-way valve with Kvs reduction in B-AB direction
- 11) To balance the bypass in order to achieve the same pressure drop as the fan coil
- 13) It is recommended to use the Dp controller because the FCU circuit with variable flow rate runs parallel to the AHU circuit. This version occurs at different flow temperatures for AHU and small end users.

Legend:

AHU	Air handling unit	PMS	Pressure Maintenance System: Pressurisation System + Water make-up
BV	Balancing valve	PSV	Safety valve
CV	2-way control valve	VENTO	Cyclonic vacuum degasser (not necessary for Transfero Connect PMS as vacuum degassing is integrated)
EXCH	Heat exchanger	VSP	Variable speed pump control
FCU	Fan-coil	G-FORCE	Dirt & magnetite separator
PIBCV	Pressure independent balancing and control valve		

Cooling system – variable flow

Pressure independent balancing and control valves

ENERGY EFFICIENCY

- Ensuring stable and precise temperature control in all operating conditions.
- Pressure-independent control with high valve authority for liquid/three-point control.
- Low energy consumption when pumping (no overflow).
- Very low pressure drop in IMI TA valves minimizes pump lift height requirements.
- Optimisation of pump lift height is possible thanks to unique IMI TA valves diagnostic features.
- Reduction of cooling loss in return pipes.
- Minimal risk of low return temperatures and reduced energy efficiency of the refrigeration appliance.

INVESTMENT

- Solution with minimum number of valves installed.
- The extensive measurement and diagnostic capabilities of the IMI TA valves allow for complete system diagnostics without the need for additional equipment investments in other devices.
- Fast return on investment, usually under 3 years.
- High flexibility. Possibility of phased start-up or expansion without rebalancing of an already functioning part.







SIZING

- Simple matching of valves based on nominal flows.
- Selection of flow-based settings without the need for complete hydraulic calculations.
- No need to check the authority of the valves.
- Easy matching of the correct actuator.
- Complete range of valves for a wide range of flow rates.
- Quick matching with the use of software: HySelect, HyTools, Instal-therm, Auditor.

COMMISSIONING

- Preset the required flow direct at the PIBCV, designed flow = real flow.
- Direct measurement of the actual flow and available differential pressure helps to set the minimum required pump head to achieve maximum energy efficiency.
- The extensive diagnostic capabilities of IMI TA valves in combination with TA-SCOPE make it easy to identify and solve any possible system faults.

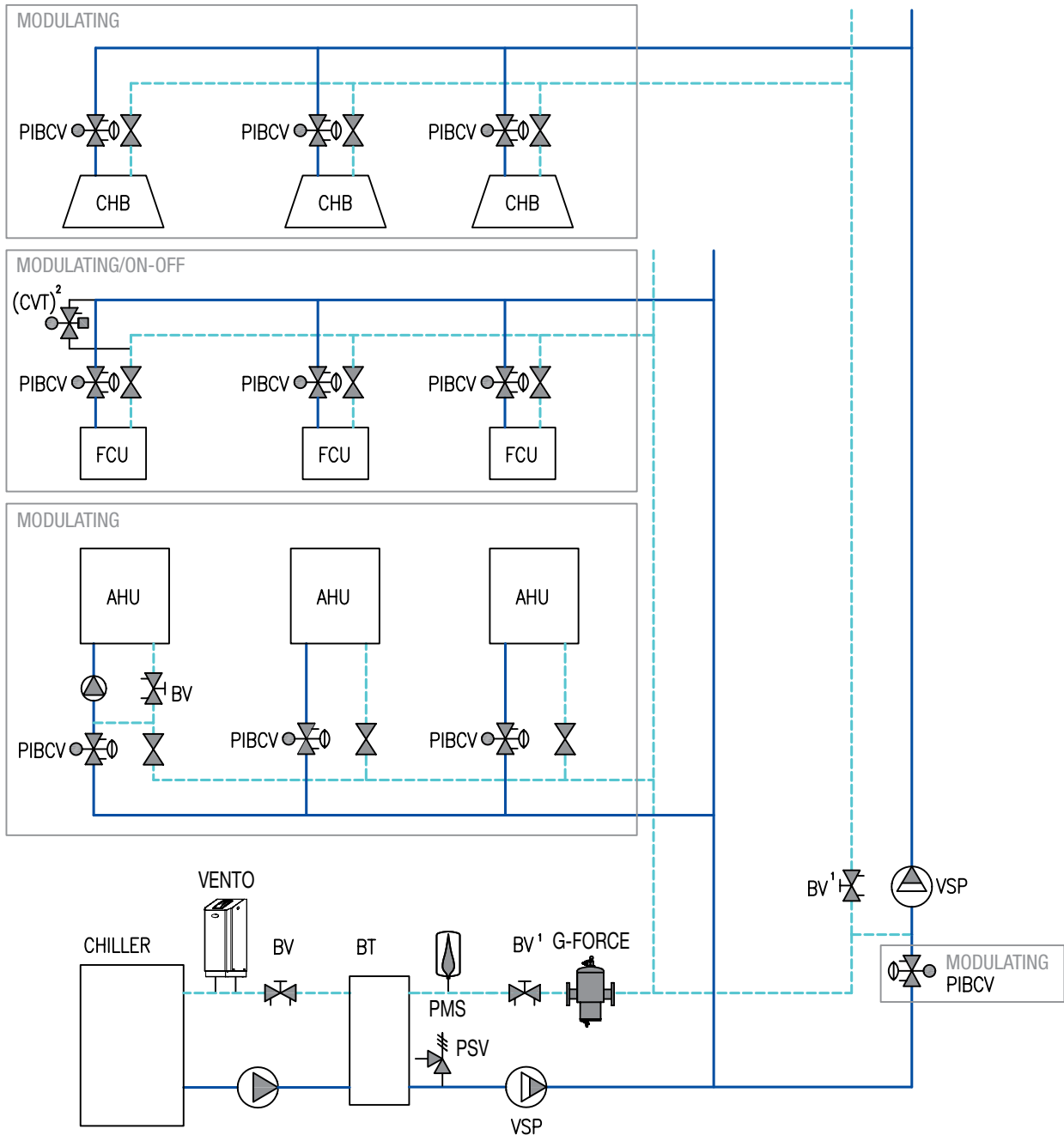
QUICK LINKS

	A1	PIBCV	Pressure independent balancing and control valves	page 9
	A2	CVT	Combined balancing and control valves	page 11
	B1	BV	Balancing valves	page 30
	C1	EV	Expansion vessels	page 41
	C3	PSV	Safety valves	page 47
	D1	G-FORCE	Dirt & Gas separators and Cyclonic vacuum degassing units	page 52

Energy efficiency Low High

Investment Low High

Recommended



- 1) Recommended for flow measuring and system diagnostics
 - 2) Optional for maintaining the circulation of the refrigerant in the circuit, if necessary TA-COMPACT-T, preset 2K above flow temperature
- NOTE: maximum pressure difference - 2 bars

Legend:

AHU	Air handling unit	PIBCV	Pressure independent balancing and control valve
BT	Buffer tank	PMS	Pressure Maintenance System: Pressurisation System + Water make-up
BV	Balancing valve	PSV	Safety valve
CHB	Chilled beam	VENTO	Cyclonic vacuum degasser (not necessary for Transero Connect PMS as vacuum degassing is integrated)
CVT	Control valve with return temperature controller TA-COMPACT-T	VSP	Variable speed pump control
EV	Expansion vessel	G-FORCE	Dirt & magnetite separator
FCU	Fan-coil		

Cooling system – variable flow

Combined balancing and control valves

ENERGY EFFICIENCY

- Ensuring stable and precise temperature control in all operating conditions.
- Differential pressure regulators on branch connections stabilise the differential pressure for modulating adjustable valves and provide good level of authority.
- Low energy consumption when pumping.
- Optimisation of pump lift height possible thanks to unique valve diagnostic features.
- Reduction of cooling loss in return pipes.
- Minimal risk of low return temperatures and reduced energy efficiency of the refrigeration appliance.

INVESTMENT

- Recommended solution with a good balance between energy efficiency and investment.
- Depending on the system structure, this solution is usually cheaper compared to E1, despite the need for valves at the branches.
- Extraordinary measurement and diagnostic capabilities of the IMI TA valves allow for complete system diagnostics without the need for additional equipment investments in other devices.
- Fast return on investment, usually under 3 years.
- High flexibility. Possibility of phased start-up or expansion without rebalancing the already functioning part.

















SIZING

- Simple valve matching based on nominal flow and minimum pressure drop (1/3 of the total pressure drop in the stabilized cycle) for the correct level of authority.
- Under certain conditions, on/off adjustment can cause overflow under partial load. This phenomenon can be limited already in the design phase.
- Need to check the closing pressure of the actuators.
- It is recommended to use pressure-independent balancing and control valves for separate small end receivers connected directly to the main pipe to ensure authority and limit overflow and noise.
- Quick matching with the use of software: HySelect, HyTools, Instal-therm, Auditor.

COMMISSIONING

- Preset of the valves based on hydraulic calculations with the option of gentle correction on site.
- Direct measurement of the actual flow and available differential pressure helps to set the minimum required lifting height of the pump.
- Flow measurement on single small control valves at the branch possible but not required.
- The extensive diagnostic capabilities of IMI TA valves in combination with TA-SCOPE make it easy to identify and solve any possible system faults.

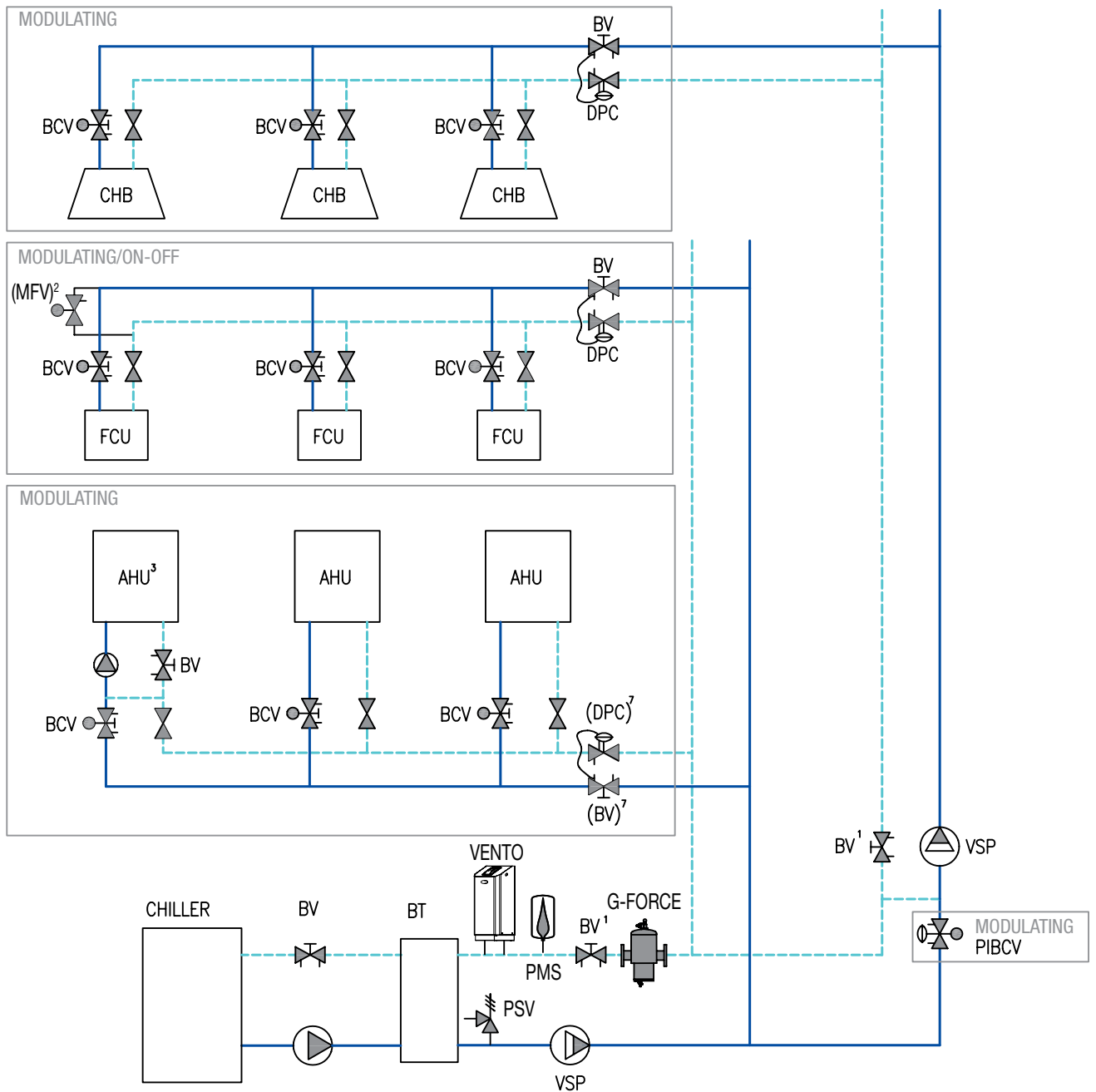
QUICK LINKS

 A1		PIBCV	Pressure independent balancing and control valves	page 9
 A2		BCV	Combined balancing and control valves	page 11
 A2		CVT	Combined balancing and control valves	page 11
 B1		BV	Balancing valves	page 30
 B4		DPC	Differential pressure controllers	page 35
 C1		EV	Expansion vessels	page 41
 C3		PSV	Safety valves	page 47
 D1		G-FORCE	Dirt & Gas separators and Cyclonic vacuum degassing units	page 52

Energy efficiency Low High

Investment Low High

Recommended



- 1) Recommended for flow measuring and system diagnostics
- 2) Valve set to limit maximum flow required and controlled partially according to specified parameters
- 3) Example for a desired flow temperature for AHU lower than the general flow temperature.
- 7) Dp control is recommended if the authority of the control valve may drop below 0.25 during system operation due to significant variations in pressure.

Legend:

AHU	Air handling unit
BCV	Combined balancing and control valves
BT	Buffer tank
BV	Balancing valve
CHB	Chilled beam
CVT	Control valve with return temperature controller Of the return TA-COMPACT-T
DPC	Differential pressure controller
FCU	Fan-coil

PIBCV	Pressure independent balancing and control valve
PMS	Pressure Maintenance System: Pressurisation System + Water make-up
PSV	Safety valve
VENTO	Cyclonic vacuum degasser (not necessary for Transfero Connect PMS as vacuum degassing is integrated)
VSP	Variable speed pump control
G-FORCE	Dirt & magnetite separator

Cooling system – variable flow

Balancing and standard control valves

ENERGY EFFICIENCY

- Provides stable and precise temperature control under all operating conditions if control valves are appropriately matched and a good level of regulatory authority can be achieved.
- In the version with modulating control, the high authority of the valves is ensured by the differential pressure controllers, which stabilise the differential pressure.
- Low energy consumption when pumping
- Optimised lifting height of the pump can be optimised.
- Reduction of loss in return pipes.

INVESTMENT

- Higher investment costs compared to E2 based on multi-purpose balancing and control valves.
- High flow rates determine the large diameter of the Dp controllers (the use of TA-PILOT-R with its linear design reduces the diameter and thus the investment costs).
- Extraordinary measurement and diagnostic capabilities of the IMI TA valves allow for complete system diagnostics without the need for additional equipment investments in other devices.
- High flexibility. Possibility of phased start-up or expansion without rebalancing of an already functioning part.



















SIZING

- Simple valve matching based on nominal flow and minimum pressure drop (1/3 of the total pressure drop in the stabilized cycle) for correct level of authority.
- Need to check the closing pressure of the actuators.
- Quick matching with the use of software: HySelect, HyTools, Instal-therm, Auditor.

COMMISSIONING

- Preset of the valves based on hydraulic calculations with the option of gentle correction on site.
- The Dp controllers should be set according to the actual pressure drops on the branch.
- Use precise IMI TA balancing methods to adjust flows while optimizing the pump's operating point.
- The extensive diagnostic capabilities of IMI TA valves in combination with TA-SCOPE make it easy to identify and solve any possible system faults.

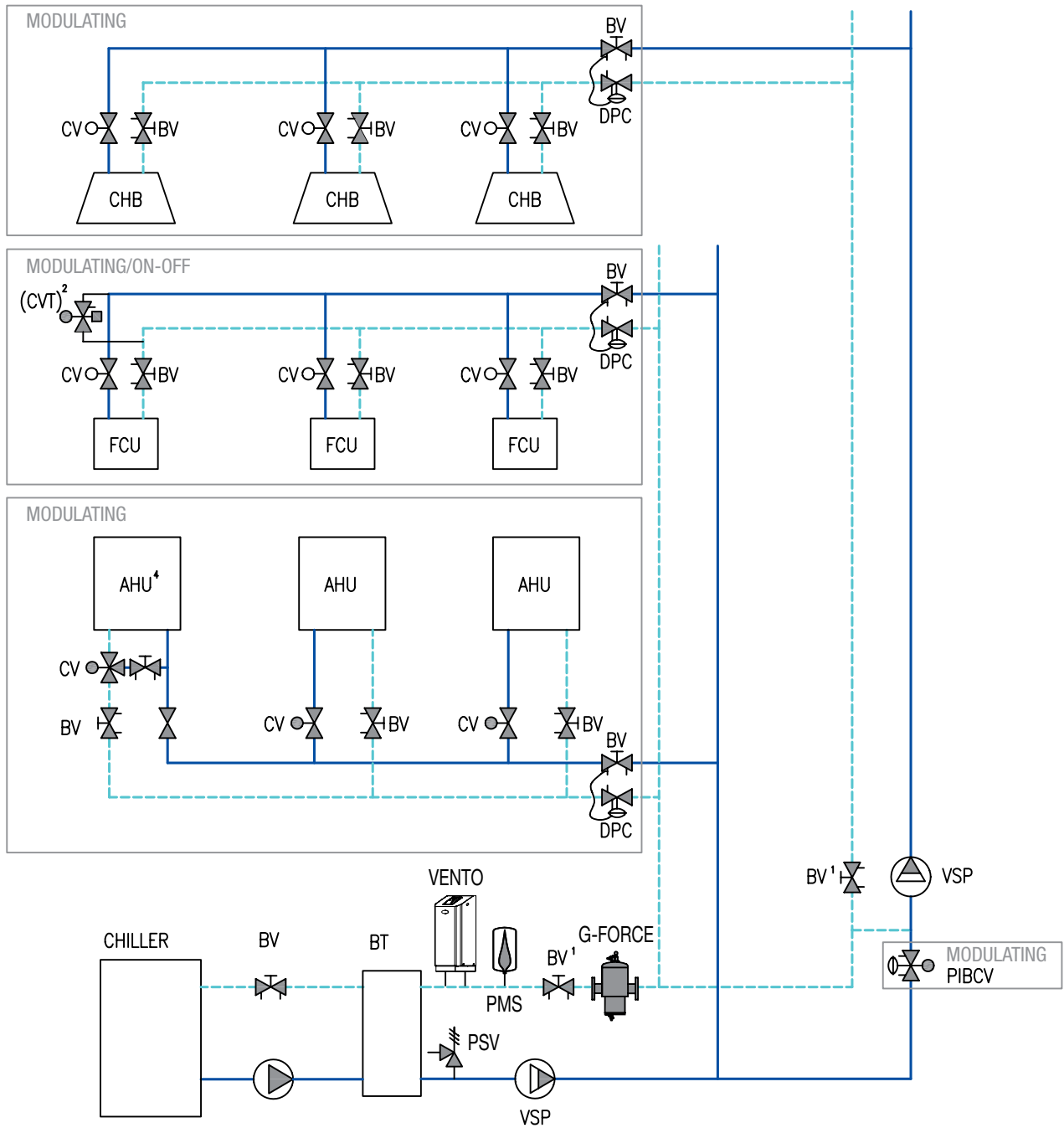
QUICK LINKS

		PIBCV	Pressure independent balancing and control valves	page 9
		CVT	Combined balancing and control valves	page 11
		CV	Combined balancing and control valves	page 11
		TA-SMART	Smart valve	page 15
		BV	Balancing valves	page 30
		DPC	Differential pressure controllers	page 35
		EV	Expansion vessels	page 41
		PSV	Safety valves	page 47
		G-FORCE	Dirt & Gas separators and Cyclonic vacuum degassing units	page 52

Energy efficiency Low High

Investment Low High

Acceptable



- 1) Recommended for flow measuring and system diagnostics
- 2) Optional for maintaining the circulation of the refrigerant in the circuit (TA-COMPACT-T)
- 4) Example where minimum flow in a cooling system is required

Legend:

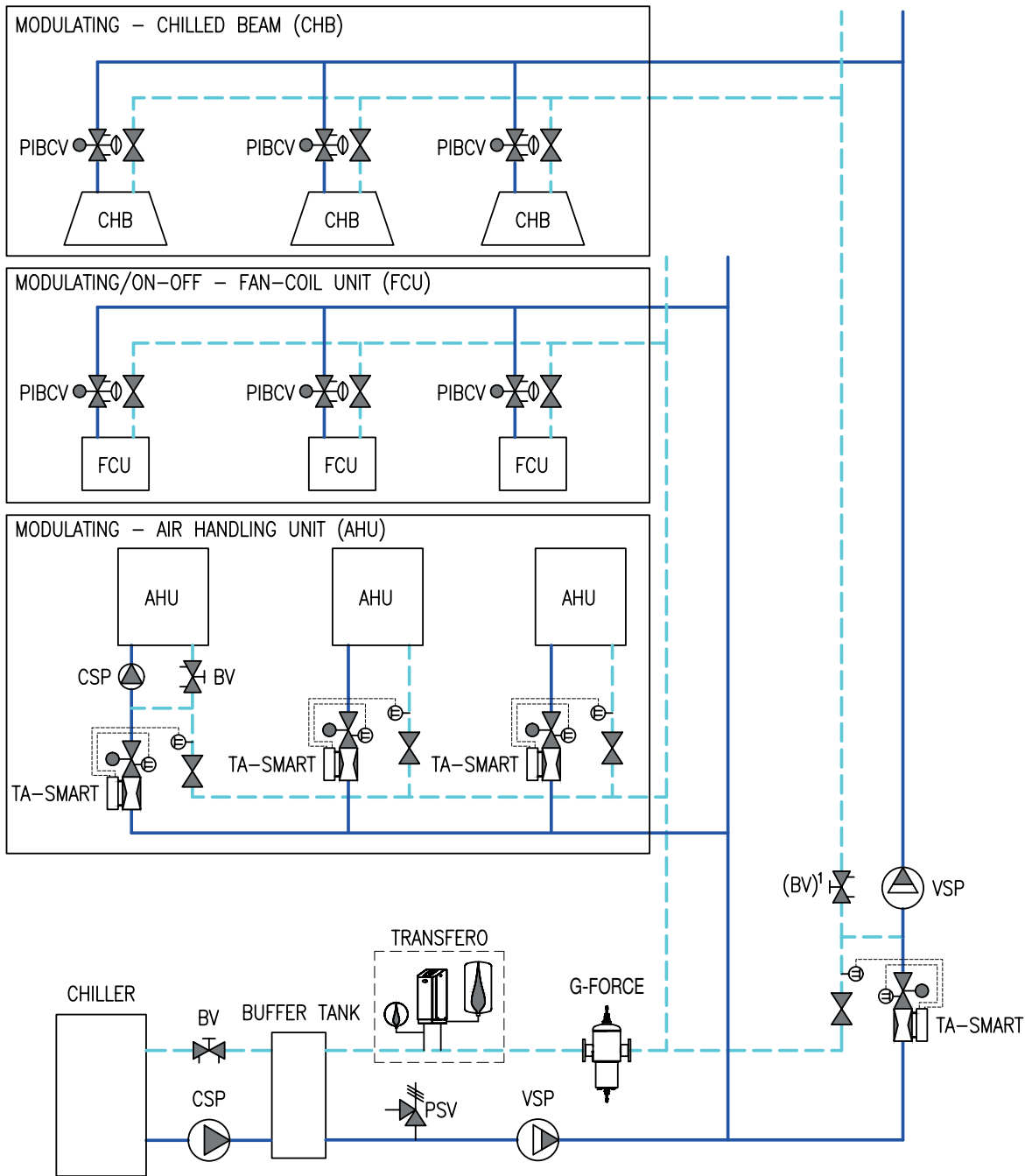
AHU	Air handling unit
BCV	Combined balancing and control valves
BT	Buffer tank (hydraulic clutch function)
CHB	Chilled beam
CV	3-way / 2-way control valve
CVT	Control valve with return temperature controller Of the return TA-COMPACT-T
FCU	Fan-coil

PIBCV	Pressure-independent balancing and control valve and control valve
PMS	Pressure Maintenance System: Pressurisation System + Water make-up
PSV	Safety valve
VENTO	Cyclonic vacuum degasser (not necessary for Transfero Connect PMS as vacuum degassing is integrated)
VSP	Variable speed pump control
G-FORCE	Dirt & magnetite separator

Energy efficiency Low High

Investment Low High

Recommended



1) Optional/recommended for flow measuring and system diagnostics.

Legend:

- | | | | |
|----------------|---------------------------------------------------------|------------------|------------------------------------------------------------------------|
| AHU | Air handling unit | PIBCV | Pressure-independent balancing and control valve and control valve |
| BT | Buffer tank (hydraulic clutch function) | PSV | Safety valve |
| CHB | Chilled beam | TRANSFERO | Pump based pressurization unit with water make-up and vacuum degassing |
| FCU | Fan-coil | VSP | Variable speed pump control |
| G-FORCE | Microbubble and dirt separator with Cyclonic technology | | |



TA-Smart Key Features

5 YEAR
WARRANTY



Versatility of Control Modes

Operating according to flow, power and valve position. A ΔT limitation can be added to any of the control modes.



Fast response time

Accurate and fast response to input changes to achieve the desired set point



Flow, Power, Energy & temperature measurement

Highly accurate measurement of key circuit data



Reduced size & weight

Compact size allows for seamless mounting capabilities, even in retrofit applications



Wireless commissioning

Valve configuration done via Smartphone app without cables or adaptors



Great installation flexibility & IP54

Only 2 components required to be installed with minimal diameters required before the valve



High Controllability & Rangeability

Best-in-class flow control and rangeability

Cooling system – variable flow

Control valves with return temperature controller

ENERGY EFFICIENCY

- Unique combination of ON/OFF control and simultaneous flow correction on TA-COMPACT-T valve.
- Constant return temperature throughout the system.
- No risk of low return temperatures and reduced energy efficiency of the refrigeration devices.
- Reduction of cooling loss in return pipes.
- Low energy consumption when pumping.
- Improved comfort in low gear FCU mode - reduced draught and local over-cooling.

INVESTMENT

- Low cost of ON/OFF control with the advantages of close to modulating control.
- Simple installation, low number of valves.
- High flexibility. Possibility of phased start-up or expansion without rebalancing of an already functioning part.








SIZING

- Ideal for renovations with incomplete data on the existing installation.
- Simple valve matching based on nominal flow and permissible water temperature deviation.
- Δp controllers on branch connections are recommended.
 - if the maximum pressure difference can be exceeded.
 - in complex systems with elevated temperatures over the service life.
- Easy matching of the correct on/off actuators.
- Not recommended for systems where the flow temperature is not constant.

COMMISSIONING

- Easy direct setting of the required return temperature.
- Setting the pump lifting height according to hydraulic calculations.
- TA-COMPACT-T allows you to measure and monitor the return temperature using TA-SCOPE.

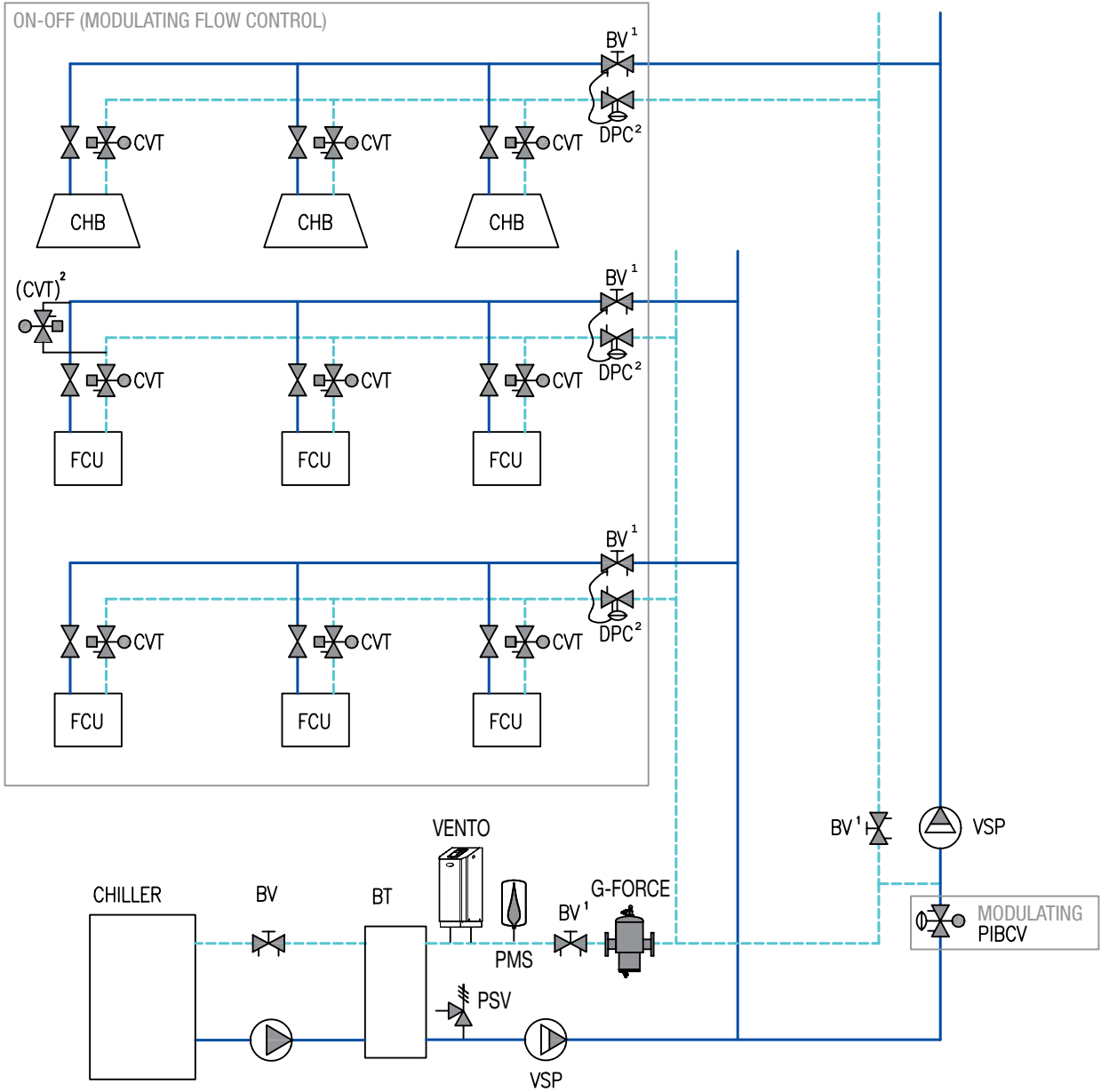
QUICK LINKS

A1		PIBCV	Pressure independent balancing and control valves	page 9
A2		CVT	Combined balancing and control valves	page 11
B1		BV	Balancing valves	page 30
B4		DPC	Differential pressure controllers	page 35
C1		EV	Expansion vessels	page 41
C3		PSV	Safety valves	page 47
D1		G-FORCE	Dirt & Gas separators and Cyclonic vacuum degassing units	page 52

Energy efficiency Low High

Investment Low High

Recommended



- 1) Recommended for flow measuring and system diagnostics
- 2) Differential pressure controllers are recommended when the maximum differential pressure for CVT valves can be exceeded

Legend:

BT	Buffer tank	PMS	Pressure Maintenance System: Pressurisation System + Water make-up
BV	Balancing valve	PSV	Safety valve
CHB	Chilled beam	VENTO	Cyclonic vacuum degasser (not necessary for Transfero Connect PMS as vacuum degassing is integrated)
CVT	Control valve with return temperature controller TA-COMPACT-T	VSP	Variable speed pump control
DPC	Differential pressure controller	G-FORCE	Dirt & magnetite separator
FCU	Fan-coil		
PIBCV	Pressure independent balancing and control valve		

Cooling system – constant flow

Balancing and standard control valves

ENERGY EFFICIENCY

- High control stability due to constant pressure distribution.
- Increased energy consumption when pumping due to constant flow throughout the non-heating season.
- High cooling loss on return pipes under partial load.
- Low return temperature at partial cooling demand reduces the efficiency of cooling sources.
- Dirty filters and overflows significantly increase annual operating costs.

INVESTMENT

- Large number of valves installed.
- It is not possible to apply the coefficient of non-uniformity and reduce the size of pipes.
- Longer period of reimbursement of costs incurred for the purchase of electronic pumps.
- Constant operating mode reduces pump life.







SIZING

- A hydraulic calculation is required for 3-way control valves and balancing valves.
- Adequate Kvs value is essential for the high authority of a 3-way valve.
- 3-way valves regulating small end receivers need a reduced Kvs value in the bypass direction to limit overflow by bypassing partial load. A solution is also to use the PIBCV (TA-COMPACT-P) valve as a flow limiter.
- Quick matching with the use of software: HySelect, HyTools.

COMMISSIONING

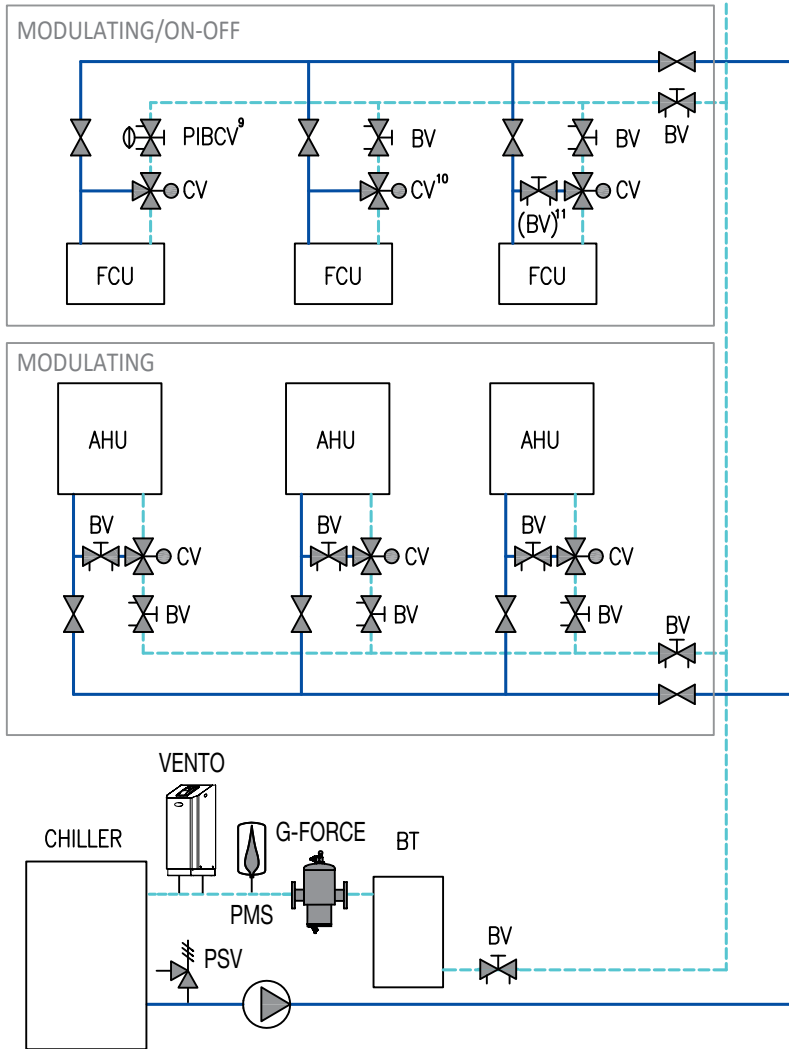
- Preset of the valves based on hydraulic calculations with optional correction according to measurement on the object
- Preset of the pump's lifting height to achieve a constant nominal flow, a constant speed is necessary.
- It is recommended to balance the flows during start-up. With AHU it is necessary to set the valves on the bypass in accordance with the radiator resistance to avoid overflow through the bypass.

QUICK LINKS

A1		PIBCV	Pressure independent balancing and control valves	page 9
A2		CV	Combined balancing and control valves	page 11
B1		BV	Balancing valves	page 30
C1		EV	Expansion vessels	page 41
C3		PSV	Safety valves	page 47
D1		G-FORCE	Dirt & Gas separators and Cyclonic vacuum degassing units	page 52

Acceptable

Energy efficiency	Low	<input checked="" type="checkbox"/>	<input type="checkbox"/>	<input type="checkbox"/>	<input type="checkbox"/>	High
Investment	Low	<input type="checkbox"/>	<input type="checkbox"/>	<input checked="" type="checkbox"/>	<input type="checkbox"/>	High



- 9) 3-way valve without Kvs reduction in B-AB direction without bypass balancing, PIBCV without actuator is recommended for limiting the maximum flow rate
- 10) 3-way valve with Kvs reduction in B-AB direction
- 11) To balance the bypass in order to achieve the same pressure drop as the fan-coil

Legend:

AHU	Air handling unit	PMS	Pressure Maintenance System: Pressurisation System + Water make-up
BT	Buffer tank	PSV	Safety valve
BV	Balancing valve	VENTO	Cyclonic vacuum degasser (not necessary for Transfero Connect PMS as vacuum degassing is integrated)
CV	3-way / 2-way control valve	G-FORCE	Dirt & magnetite separator
FCU	Fan-coil		
PIBCV	Pressure independent balancing and control valve		

Special solutions – variable flow

Auto-adapting variable flow decoupling circuit

ENERGY EFFICIENCY

- Ensuring proper working conditions for electronic pumps installed in the series.
- Very high energy efficiency guaranteeing perfect and quiet operation of the system without negative hydraulic interactivity.
- The lifting height of the secondary pump can be reduced by the pressure difference stabilised on the dP controller (primary pump supports secondary pump). The primary pump can supply the secondary circuit in the event of a secondary pump failure.
- No risk of low (cooling) or high (heating) return temperature affecting the energy efficiency of the system.
- Low energy consumption when pumping (variable flow).
- Minimum heat loss/gain on return pipes.
- Constant temperature of the feed water on the secondary side according to the primary side water temperature.
- Possibility to increase energy efficiency by using remote pressure relay for VSP.
- Powerful control node without standard actuator control valve (no electrical controller required).

INVESTMENT

- Very low investment compared to alternatives that reduce energy efficiency and increase the level of the system complexity.
- Easy installation, space-saving.
- Ideal for connecting high resistance circuits to low pressure networks. Ideal for supplying a heating manifold with heat pumps from a heat substation with its own circulation pump.
- Quick return on investment.
- Quiet work, no complaints.




SIZING

- The bypass flow is usually no more than 10% of the source flow - that is why the bypass valve has small diameters.
- No need for additional solutions to ensure minimum flow for the primary pump.
- Size of the Dp controller selected for the secondary flow, the controller's resistance included in the primary pump.

COMMISSIONING

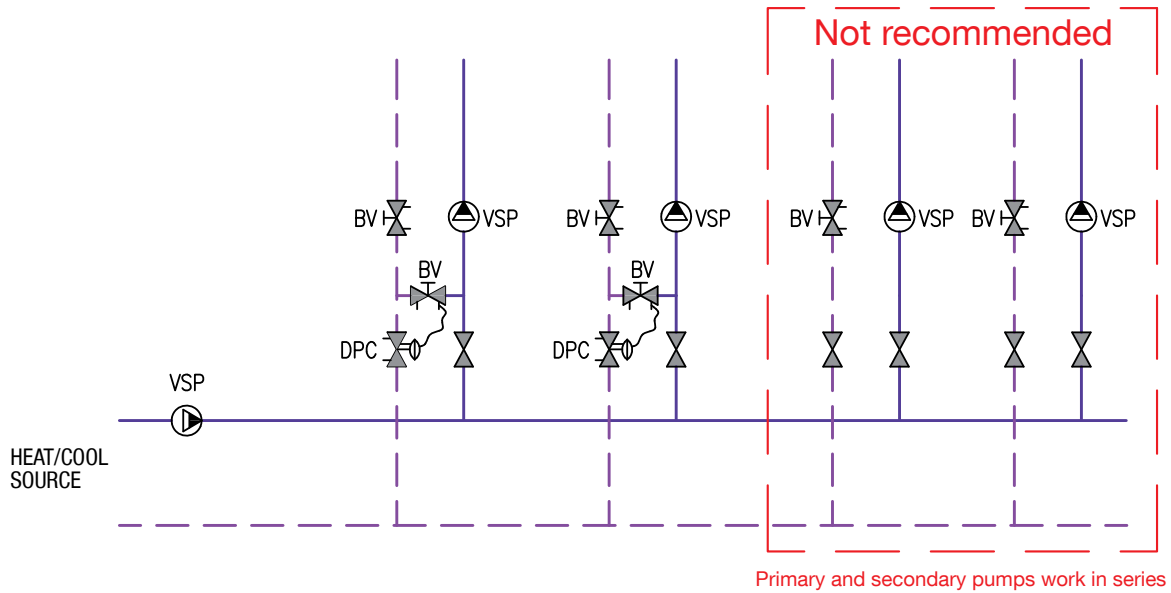
- Easy pre-setting of the balancing valve at the bypass.
- Setting the differential pressure on the Dp controller based on the flow measurement on the secondary side.

QUICK LINKS

 	BV	Balancing valves	page 30
 	DPC	Differential pressure controllers	page 35

Energy efficiency	Low	<input type="checkbox"/>	<input type="checkbox"/>	<input type="checkbox"/>	<input type="checkbox"/>	<input checked="" type="checkbox"/>	High
Investment	Low	<input checked="" type="checkbox"/>	<input type="checkbox"/>	<input type="checkbox"/>	<input type="checkbox"/>	<input type="checkbox"/>	High

Recommended



The self-regulating variable flow separation system is ideal for variable primary and secondary circuits where a secondary pump has to be used due to a lack of sufficient availability from the primary pump. Example: Compact heat node with integrated supply pump for the main distributor in the circulation pumps. The feed water temperature of individual circuits is maintained as supplied from the source. The nominal bypass flow is usually 10% of the total secondary flow, so the bypass balancing valve is small in size. The minimum flow through bypasses can also be determined by the minimum flow through the primary pump.

Ask your IMI technical advisor for more information on hydraulic balancing and selection.

Legend:

- BV** Balancing valves
- DPC** Differential pressure controllers
- VSP** Variable speed pump

NEW

Special solutions – variable flow

Zone temperature control (e.g. for use in apartments)

ENERGY EFFICIENCY

- Zone temperature control can reduce energy bills by up to 20%.
- Maintains a lower temperature in the apartment when no one is present during the day.
- Enables central night-time temperature reduction.
- Limits the maximum flow to the apartment and saves pumping energy.
- Helps to protect the installation from noise.

INVESTMENT

- TA-COMPACT-DP replaces 3 valves: Zone Control Valve, Balancing Valve and Differential Pressure Controller - gives 60% cost savings.
- The installation is 3 times faster.
- Ideal solution for flats with central heat source (heat exchanger, boiler room, heat pump).
- Quiet operation without excessive flows, no complaints.






SIZING

- Simple matching based on design flow and required stabilization pressure.
- There is no need for additional Dp regulators and balancing valves, e.g. under verticals.
- Use IMI Hydronic Engineering's calculation software or technical support when matching the right solution.

COMMISSIONING

- Easy setting of the desired project flow.
- Flow measurement with TA-SCOPE.
- Very compact design also fits into very confined spaces.
- EMO T actuators with IP54 protection give you the freedom to choose the mounting position.

QUICK LINKS

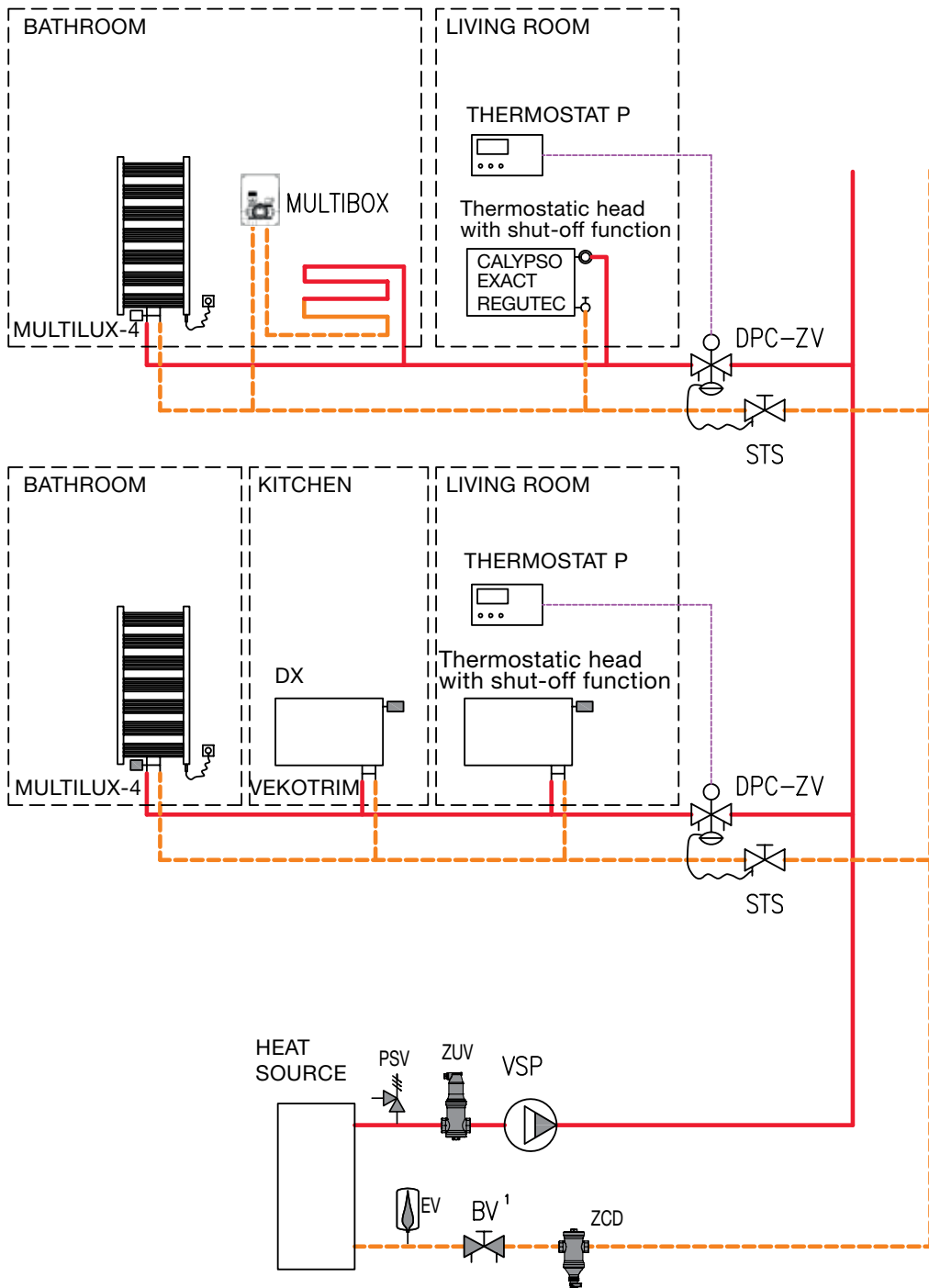
	BV	Balancing valves	page 30
	DPC-ZV	Differential pressure controllers	page 35
	EV	Expansion vessels	page 41
	PSV	Safety valves	page 47
	ZCD/ZUV	Dirt & Gas separators and Cyclonic vacuum degassing units	page 52

For more information on IMI Heimeier products, please visit www.imi-hydronic.com.

Energy efficiency Low High

Investment Low High

Recommended



1) Recommended for flow measurement and diagnostics

Legend:

- | | | | |
|----------------------|--------------------------------------------------------------------------|---------------------|--------------------------------------------------------------|
| BV | Balancing valve | PSV | Safety valve |
| CALYPSO EXACT | Thermostatic radiator valve with preset | REGUTEC | Radiator lockshield |
| DPC-ZV | Differential pressure controller with zone control valve (TA-COMPACT-DP) | STS | Shut-off valve with measuring point and capillary connection |
| EV | Expansion vessel | THERMOSTAT P | Digital room temperature controller |
| K-HEAD | Thermostatic head | VEKOTRIM | Radiator shut-off valve |
| MULTIBOX | Floor heating control in the wall | VSP | Variable speed pump control |
| MULTILUX-4 | Thermostatic radiator valve with preset | ZCD | Dirt and sludge separator |
| | | ZUV | Separator for micro bubbles |

Four-pipe heating and cooling system – variable flow

ENERGY EFFICIENCY

- Stable and precise temperature control in all operating conditions, continuous key circuit parameters monitoring, driving fact-driven decisions.
- Precise volume flow for heating and cooling.
- Motorized drive with very low power consumption in standby mode.
- Pressure independent control with high authority for continuous control.
- Continuous monitoring of heating/cooling power, and access to energy consumption. Access to historical data collection
- Low energy consumption of the pump (no excessive flow).
- The very low pressure drop in the IMI TA valves reduces the required pump availability pressure.
- Lowest possible return temperatures for minimum heat loss in return lines.

INVESTMENT

- A solution with as few valves as possible.
- Possibility of using cheaper actuators (lower closing pressure required).
- IMI TA valves have unique measurement and diagnostic functions for full system diagnostics at no additional cost.
- Quick return on investment (highest quality, extraordinary service life, large energy savings).
- Additional devices for stabilizing the differential pressure are not necessary.
- Economical 6-way valve without special Kvs inserts in the sockets.
- Error logs access help for troubleshooting procedure, maximising life of equipments.
- 5 year warranty on newest technology (TA-Smart).
- High flexibility. The heating system can be built or extended in stages without having to repeat the hydraulic balancing process. Simply adjust the pump settings to your new system requirements.



















SIZING

- Simple matching of a valve based on nominal flow.
- Simple 6-way valve selection without the need to calculate the Kvs value, as it is only used as a switching valve.
- It is not necessary to verify the authority of the control valve.
- Easy matching of the correct actuator.
- HySelect for hydraulic calculations can also be applied.

COMMISSIONING

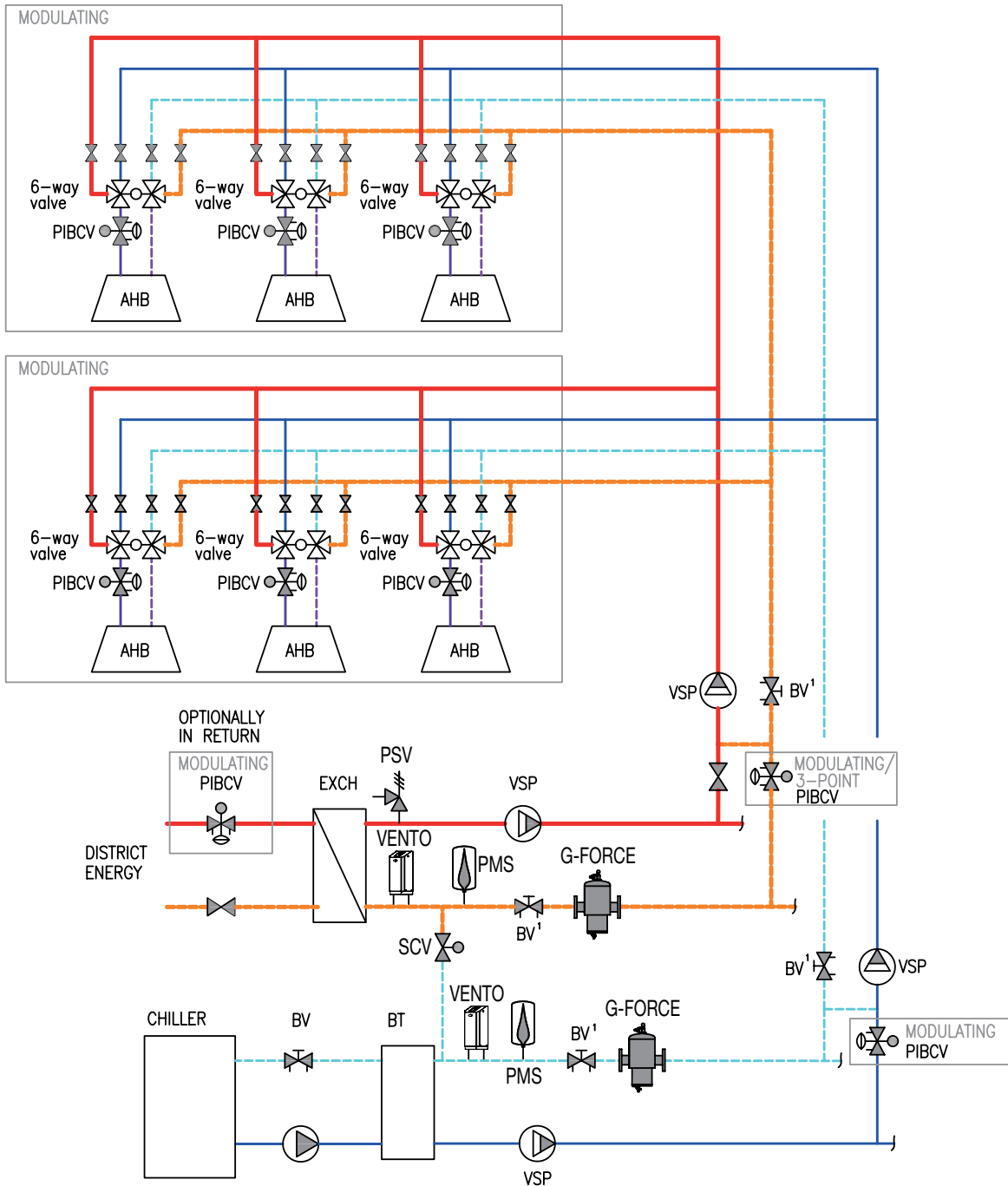
- Simple setting of the maximum flow rate on each valve. Remote access to measured flows of different TA-Smart.
- Flows and all parameters are set directly with the use of HyTune.
- Menu settings that are displayed graphically in HyTune.
- Parameter settings of other identical drives can be easily copied.
- The flow and available differential pressure can be directly measured, helping to optimise pump operation.
- TA-SCOPE utilizes the outstanding diagnostic capabilities of IMI TA valves to detect and correct all potential faults.

QUICK LINKS

		PIBCV	Pressure independent balancing and control valves	page 9
		TA-6-way valve	Standard control valves	page 13
		TA-SMART	Smart valve	page 15
		TA-Slider	Actuators	page 18
		BV	Balancing valves	page 30
		DPC-ZV	Differential pressure controllers	page 35
		EV	Expansion vessels	page 41
		PSV	Safety valves	page 47
		G-FORCE	Dirt & Gas separators and Cyclonic vacuum degassing units	page 52

Energy efficiency Low High

Investment Low High



1) Recommended for flow measuring and system diagnostics

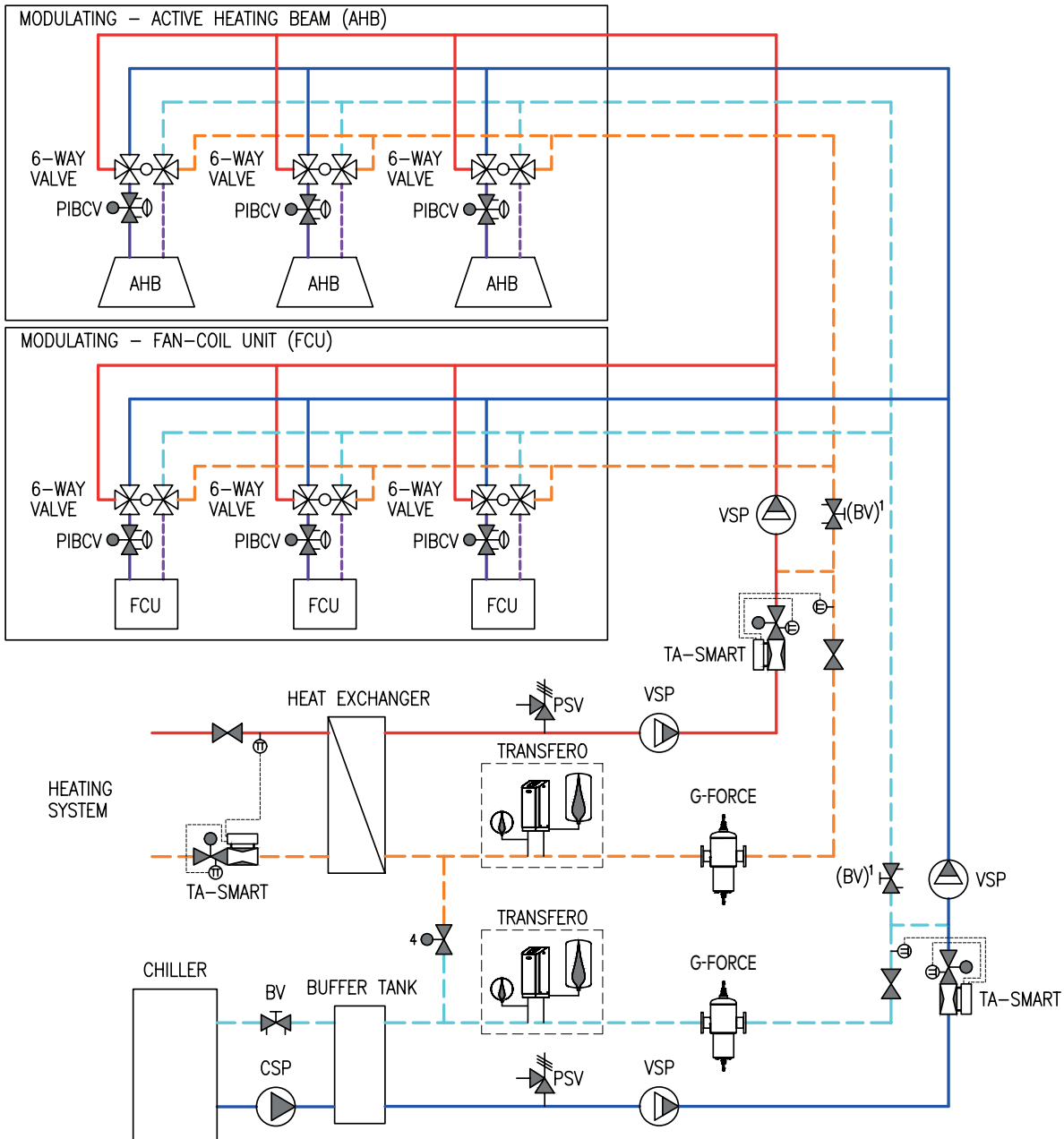
Legend:

- | | | | |
|-------------|-------------------------------------------------------------------------------------------------------------------------------------------------------------------------------------------------------------------------------------------------------------------------------------------------------|--------------------|---------------------------------------------------------------------------------------------------------------------------------------------------------------|
| AHB | Radiant ceiling panels | PIBC | Pressure-independent balancing and control valve (TA-Modulator) with TA-Slider 160 CO actuator (automatic adjustment of planned flow for heating and cooling) |
| BT | Buffer Tank | PMS | Pressure Maintenance System: Pressurisation System + Water make-up |
| BV | Balancing valve | PSV | Safety valve |
| EV | Expansion vessel | 6-WAY VALVE | Special valve to switch between heating and cooling |
| EXCH | Heat exchanger | VENTO | Cyclonic vacuum degasser (not necessary for Transfero Connect PMS as vacuum degassing is integrated) |
| FCU | Fan-coil | VSP | Variable speed pump control |
| SCV | If PMS is a Transfero / Compresso Connect, it is recommended to operate the pressurisation units in Master Slave IO (isolated operation). This ensures automatic and economic volume compensation because of the naturally and inevitably volume transfer during the operation of changeover systems. | G-FORCE | Dirt & magnetite separator |

Recommended

Energy efficiency Low High

Investment Low High



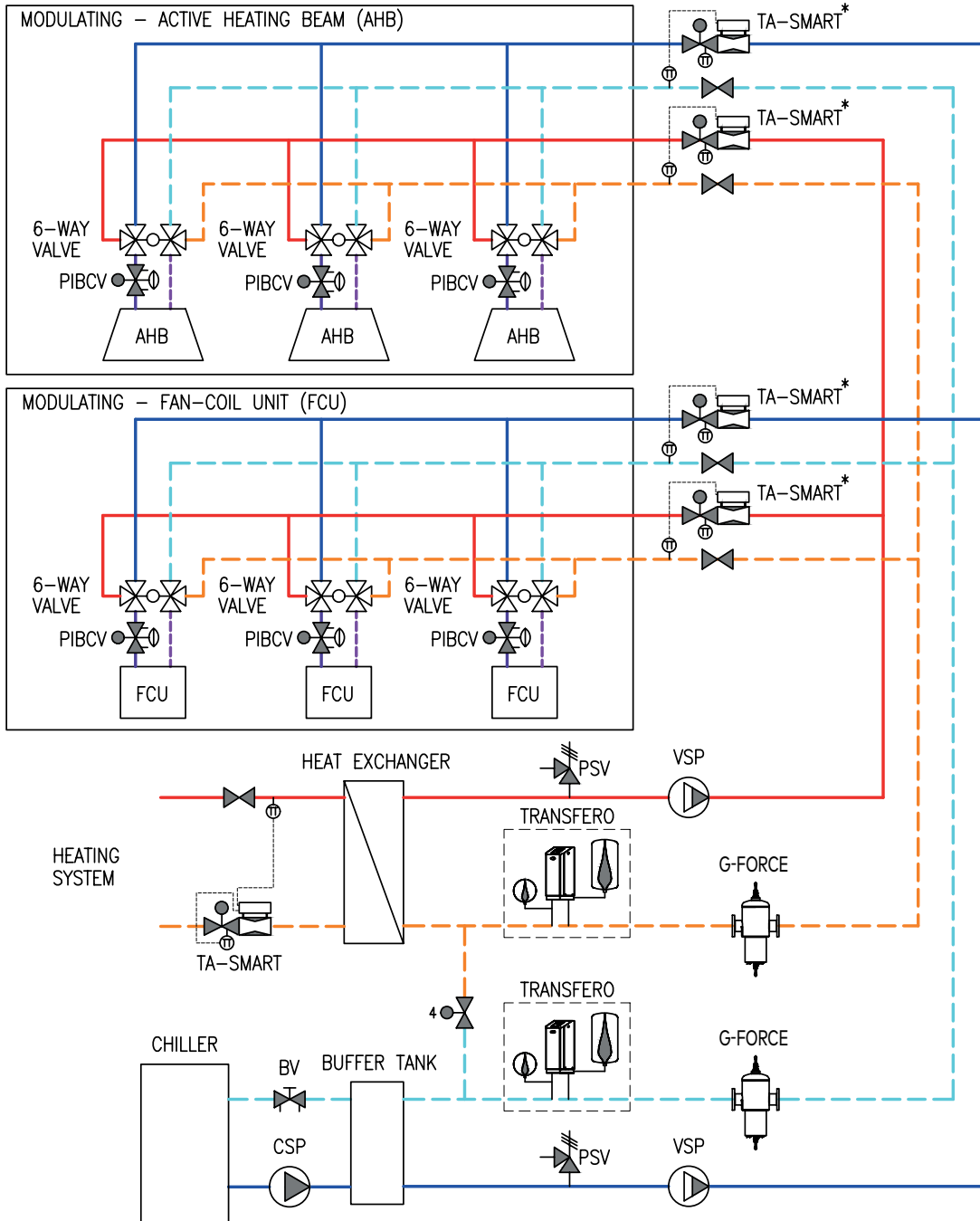
- 1) Recommended for flow and energy measuring and system diagnostics close to TA-Smart
- 4) System connection valve to compensate for volume. This ensures automatic and economic volume compensation because of the naturally and inevitably volume transfer during the operation of changeover systems. Transfero Connect in heating and cooling system is recommended to operate the pressurisation units in Master Slave IO (isolated operation).

Legend:

AHB	Active heating beam	PSV	Safety valve
BV	Balancing valve	6-WAY VALVE	Special valve to switch between heating and cooling
CSP	Constant speed pump	TA-SMART	Balancing and control valves with flow measuring capabilities
FCU	Fan-coil	VSP	Variable speed pump control
G-FORCE	Dirt & magnetite separator	TRANSFERO	Pump based pressurization unit with water make-up and vacuum degassing
PIBCV	Pressure independent balancing and control valve		

Recommended

Energy efficiency	Low	■	■	■	■	■	High
Investment	Low	■	■	■	■	■	High



- 1) Recommended for flow and energy measuring and system diagnostics close to TA-Smart
- * Optional use of TA-SMART providing additional isolation of a zone and providing metering opportunities for power and flow.
- 4) System connection valve to compensate for volume. This ensures automatic and economic volume compensation because of the naturally and inevitably volume transfer during the operation of changeover systems. Transfero Connect in heating and cooling system is recommended to operate the pressurisation units in Master Slave IO (isolated operation).

Legend:

AHB	Active heating beam	PSV	Safety valve
BV	Balancing valve	6-WAY VALVE	Special valve to switch between heating and cooling
CSP	Constant speed pump	TA-SMART	Balancing and control valves with flow measuring capabilities
FCU	Fan-coil	VSP	Variable speed pump control
G-FORCE	Dirt & magnetite separator	TRANSFERO	Pump based pressurization unit with water make-up and vacuum degassing
PIBCV	Pressure independent balancing and control valve		



Special solutions – variable flow

Computer room air conditioning (CRAC) unit

ENERGY EFFICIENCY

- Stable and precise temperature control in all operating conditions.
- Continuous monitoring of system's operation, including flow, temperatures, power and energy.
- Precise volume flow for direct cooling of CRAC units.
- Motorized drive with very low power consumption in standby mode.
- Wide range of addressable flows and loads adapting to the CRAC units' load profiles.
- Pressure independent control with high authority for continuous control.
- Low energy consumption of the pump (no excessive flow).
- Very low pressure drop in the TA-Smart valves reduces the required pump availability pressure.
- ΔT limitation can be switched on to optimize return temperature to chillers.
- Possibility to switch in between control modes to find best parameters maximizing the energy efficiency.

INVESTMENT & OPERATION

- A solution with as few valves as possible. TA-Smart includes a heat meter, a control and balancing valve.
- TA-Smart have unique measurement and diagnostic functions for full system diagnostics at no additional costs.
- Quick return on investment (highest quality, extraordinary service life, large energy savings).
- Additional devices for stabilizing the differential pressure are not necessary.
- High flexibility. The cooling system can be built or extended in stages without having to repeat the hydraulic balancing process. Simply adjust the pump settings to your new system requirements.
- Extensive data gathering enables fact-driven maintenance to increase the installation's life time.

SIZING

- Simple matching of a valve based on nominal flow.
- It is not necessary to verify the authority of the control valve.
- The valve comes pre-assembled from the factory, No requirement of matching an actuator with a valve.
- HySelect for hydraulic calculations can also be applied.

COMMISSIONING

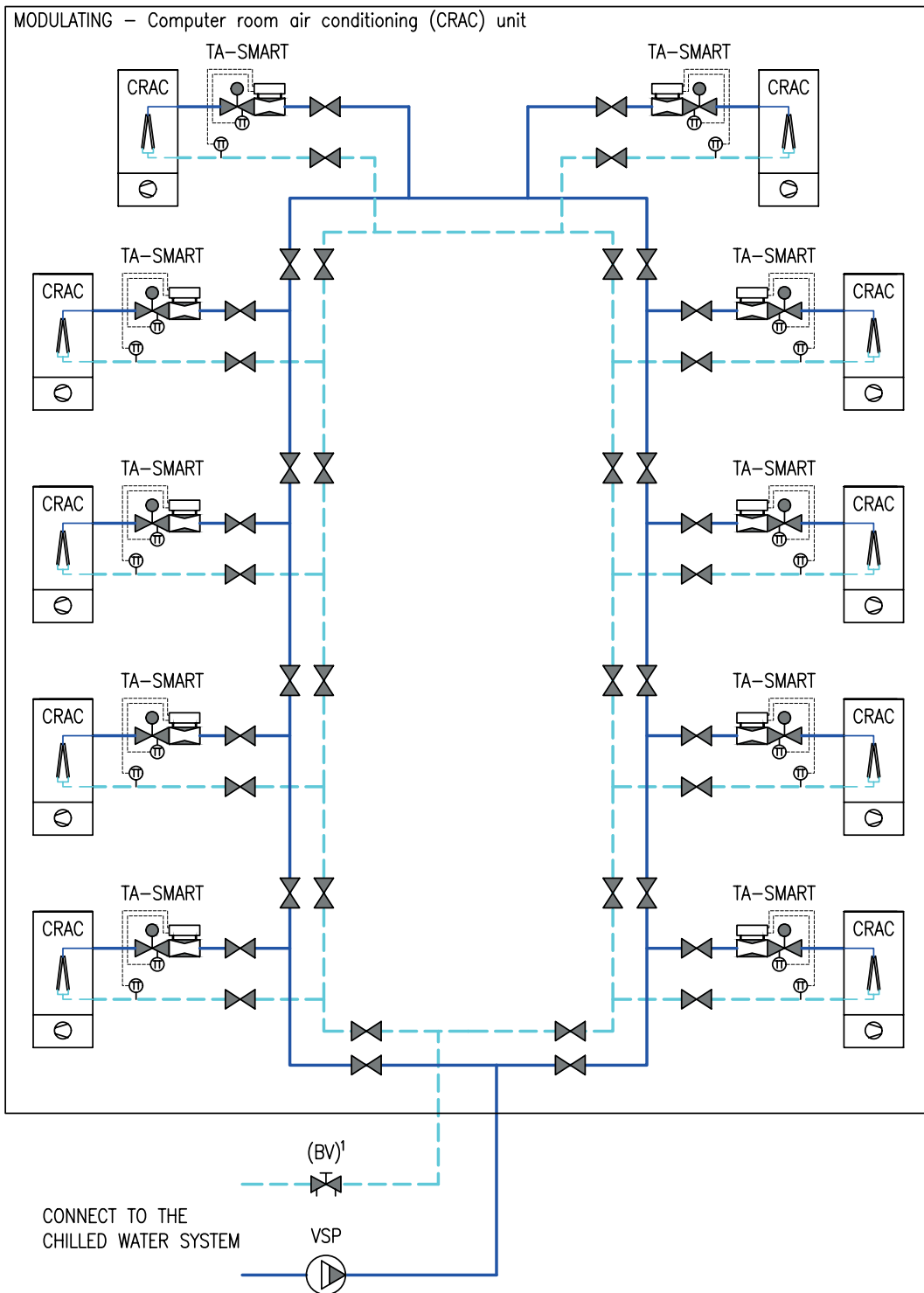
- Easy installation thanks to compact design.
- Simple setting of the maximum flow rate on each valve using a versatility of communication channels, like bus or MQTT.
- Flows and all parameters are set directly with the use of HyTune.
- Menu settings that are displayed graphically in HyTune.
- Parameter settings of other identical drives can be easily copied.
- Continuous monitoring of key circuit parameter facilitating commissioning and troubleshooting.

QUICK LINKS

		TA-SMART	Smart valve	page 15
		BV	Balancing valves	page 30

Energy efficiency Low High

Investment Low High



1) Recommended for flow and energy measuring and system diagnostics close to TA-Smart

Legend:

BV Balancing valve
CRAC Computer room air conditioning

TA-SMART Balancing and control valves with flow measuring capabilities
VSP Variable speed pump control

Kalvebod Brygge

Discover how tailor-made products, value-enhancing services and commissioning efficiency were crucial for the success of this project.

OPP Kalvebod Brygge is a completely new office building in the centre of Copenhagen, which covers an area of 40,000 m². It hosts important players of the region such as the Danish Railroads, Danish Energy Agency, Danish Transport, Construction and Housing Authority and The Danish Road Directorate.

The challenge

The project is a partnership between the public and private sector where project handling, commissioning, daily operation, maintenance and financing were all covered by a single contract between the government and the private sector.

This demanded highly reliable solutions and timely delivery of products. In addition, the BMS (Building Management System) supplier had specific requirements since they had a strong preference for KNX solutions on field level and actuators with low light or noise emission to not disturb the environment.

The solution

Our TA-Slider 160 KNX solution was the perfect match to our customer's needs; it met the requirements of the BMS supplier and thanks to a tailor-made solution by IMI Hydronic Engineering the KNX protocol was adjusted to include an option to shut off the actuator's lights.

In addition, this digitally configurable actuator, gave the installation company a competitive advantage thanks to fast and reliable product commissioning.

Furthermore, the BMS management system will benefit the future of the operation by ensuring it is effectively working at all times.

The Outcome

IMI Hydronic Engineering delivered 1,550 TA-Slider 160 KNX actuators and was also able to also cross sell 1,550 Calypso TRV-3 radiator valves.

Reliable products, value-enhancing services and commissioning efficiency were definitely crucial aspects for the success of this collaboration.

FACTS

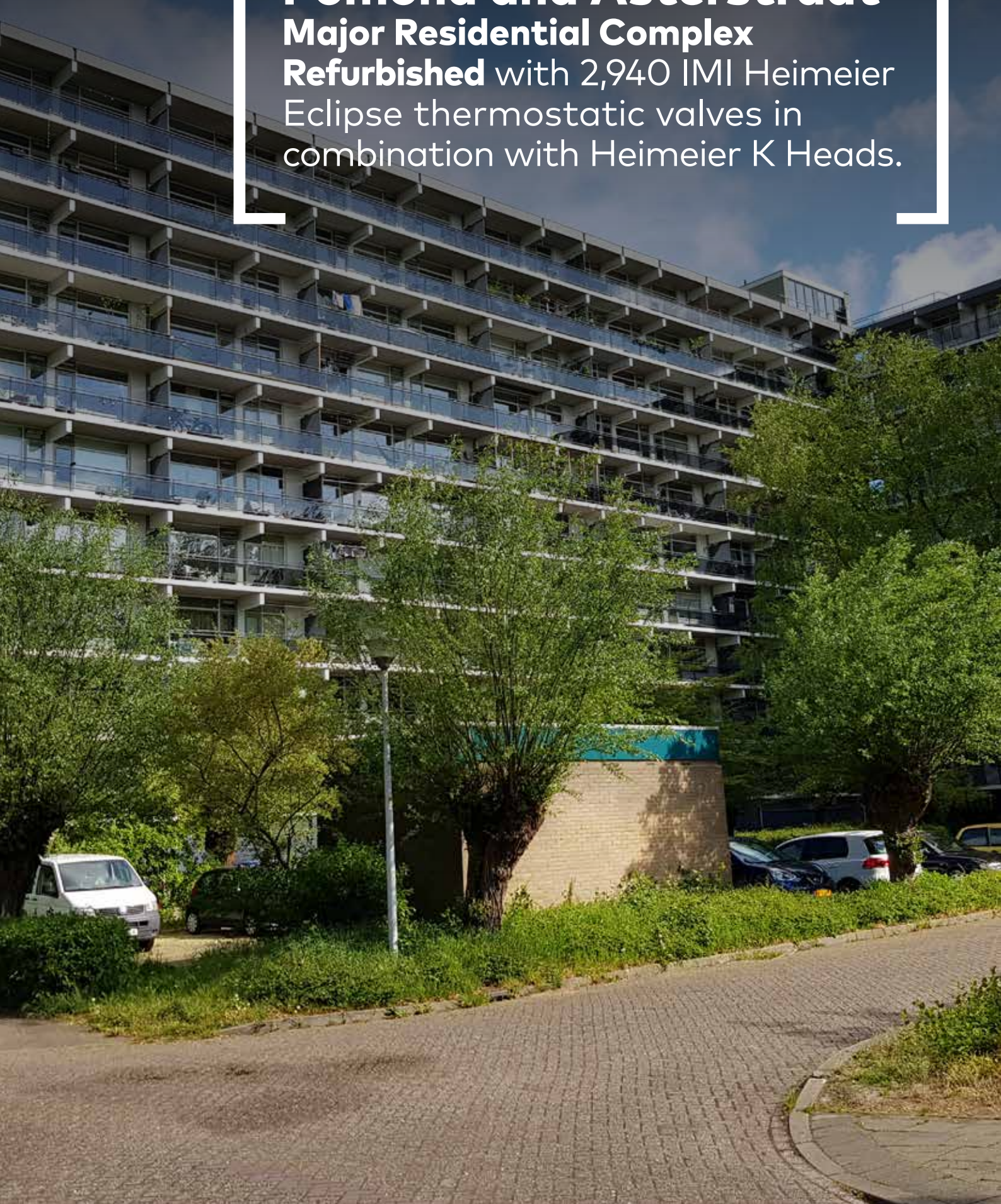
Project Type:	Office Building
Location:	Copenhagen, Denmark
Owner:	Bygningsstyrelsen
Consultant:	MOE A/S
Architect:	Arkitema Architects
System integrator:	Grue & Hornstrup
Gross area:	40,000 m ²



PRODUCTS INSTALLED:

- TA-Slider 160 KNX
- Calypso TRV-3

**Pomona and Asterstraat
Major Residential Complex
Refurbished** with 2,940 IMI Heimeier
Eclipse thermostatic valves in
combination with Heimeier K Heads.



The Housing Association of Wageningen, in the Netherlands, refurbished one of their largest residential complexes to modernize the building and increase the comfort of the residents. One of the items that required extensive renovations was the 490 apartments, which needed their heating systems to be upgraded. IMI Hydronic won this project in May of 2019 and finalized it by October of the same year.

The challenge

The two residential complexes are made up of more than 400 apartments and house a variety of residents. As a result of this diversity, owners have had a hard time finding a solution that ensured all tenants could benefit from a comfortable indoor climate while at the same time, keeping energy costs low.

The solution

Ensuring all residents would benefit from energy savings without compromising on comfort, we advised the client to install IMI Heimeier Eclipse thermostatic valves in combination with Heimeier K-Heads, in the 490 apartments.

The Heimeier Eclipse thermostatic valves, in combination with the K Head, was the best solution for the needs of the client. The Heimeier K-Head, with its built-in sensor and the AFC technology integrated into our Eclipse thermostatic valves, allows for highly precise temperature control in each room. These features were significant to the project as the client wanted a solution that allowed for personalization by the end-users to ensure their indoor comfort and wellbeing. In the long term, this combined solution provides energy savings as end-users will not feel the constant need to adjust the temperature creating inefficiencies in the system hence wasting energy.

Finally, due to the number of apartments, the owner needed a solution that could be installed in a variety of layouts and system setups. The Eclipse thermostatic valve was the perfect solution because, once the flow is set, it can not be exceeded, and the valve controls the flow rate independently from differential pressure, which can arise due to the system setups. The K-Head also tackled this challenge as its external sensors allow for installation in a variety of surroundings. The

FACTS

Project Type: Renovations, 490 apartments

Location: Pomona and Asterstraat, Netherlands



features of this solution ensured that the owner would not need to buy different thermostatic heads for each apartment.

The client was delighted with the benefits of the advised product and installed 2,940 Heimeier Eclipse Thermostatic Valves with Heimeier K-heads in the 490 apartments and is planning to use this technology in several upcoming renovations.

PRODUCTS INSTALLED:

- IMI Heimeier Eclipse thermostatic valves
- IMI Heimeier K-Heads

Royal Court of Appeals

Discover how the system has improved its performance with a stable indoor climate and improved energy efficiency as a result.



The Royal Court of Appeal for Western Sweden is in central Gothenburg. The building was originally built in 1926 as headquarters for Broströms Rederi AB an important shipping company and in 1994 became the Royal Court of Appeals of Western Sweden and has been used for this purpose since. The building is 6 stories tall and hosts 110 offices, 8 courtrooms and a library in 5,070 sqm. The building is owned and operated by Platzer commercial real estate company managing 800km² of property in western Sweden.

The challenge

The building has had problems with the cooling system for a long time, optimal comfort could not be achieved in the offices and courtrooms. The temperature difference of the district cooling was between 2°C and 3°C resulting in poor energy performance and high energy bills. The cooling system has a capacity of 160 kW and is operated by district cooling, serving chilled beams and two Air Handling Units (AHU). The heating system has a capacity of 350 kW and is operated by district heating serving radiators and the two AHUs.

The solution

In 2021 a renovation of the system was made to get the system working properly. The renovation aimed to improve the water quality in the system and the air handling unit performance in controlling the room temperature.

Water quality improvement

- Cleaning the plate heat exchanger to the district cooling
- Installation of filters, flush and replace existing water

Air handling unit renovation

- Changed fan and coils on the air handling unit
- Installing TA-Smart on the air handling unit

After the energy renovation, the system has improved its performance with a stable indoor climate and improved energy efficiency as a result. During the previous 9 months, the room temperature has never deviated more than $\pm 1^\circ\text{C}$ and is usually within $\pm 0.5^\circ\text{C}$. The temperature difference on the district cooling primary side is now improved and is between 8°C and 10°C instead of between 2°C and 3°C.



FACTS

Project Type: Commercial Renovation

Location: Gothenburg, Sweden



Marcus Andersson, the technical manager for the courthouse, wanted to try the TA-Smart to solve the problems they had with indoor climate and energy performance.

"We knew we needed to improve the building. I have always promoted pressure-independent solutions, either Differential pressure controllers (DPCV) or pressure-independent balancing and control valves (PIBCV). TA-Smart is the next step and I wanted to test how well it performed. What I like is that you get all the data and that it's very easy to commission. The data really helps identify what the problem is."

"We are very happy with how TA-Smart have performed in this installation. We usually try new technology on a small scale before we use it more broadly. Because of how well this test has gone we are now installing 17 more TA-Smart in another renovation we are doing."

PRODUCTS INSTALLED:

- TA-Smart DN40 & DN65



Harbord Diggers Memorial Club

Discover how the TA-6-way valve was able to deliver efficiency and control to a combined chilled and hot water climate control system.

A world's first for community hubs, Harbord Diggers Memorial Club is creating an ideal indoor climate for entertainment, leisure and wellbeing

Improving the lives of the local community, both young and old, is the main focus of the redevelopment of the Harbord Diggers Memorial Club. It will provide a safe and secure living accommodation for older residents, while simultaneously delivering superb leisure facilities for the community as a whole

The challenge

The mixed-use nature of the project demanded a hydronic system capable of handling both chilled and hot water climate control. The solution would also have to employ innovative sequencing technologies to minimise piping and controls components and make the best use of limited space.

The solution

A modulating system capable of providing accurate flow control to terminal units was seen as the ideal solution. IMI Hydronic Engineering specified a bespoke solution using a combination of our ground-breaking digitally configurable actuators TA-Slider 160 with bus communication, pressure independent balancing and control valves, TA-Modulator and the recently launched TA-6-way valve.

It's a revolutionary solution that enables heating and cooling modes to be precisely controlled via single pipe system. Aside from delivering unparalleled flow control accuracy, it eliminates the need for multiple valves and actuators and reduces both overall cost and the space taken up by the installation. And with the flexibility and ease-of-use provided by our leading-edge programmable digital actuators, ensuring maximum and minimum flow rates and a comfortable indoor climate at the touch of a button has never been easier.

FACTS

Project Type: Leisure Facility

Location: Australia

Developer: Mounties Group

Gross area: 47,655 m²



PRODUCTS INSTALLED:

- TA-6-way valve
- TA-Slider 160 Plus
- TA-Modulator



IMI TA



IMI PNEUMATEX

Your strong partner
with global experience

Maracanã Stadium, Rio de Janeiro

Our control and balancing valves delivered an energy efficient indoor climate in Brazil's largest stadium with cooling capacity of 10,6 MW.



Gardens by the Bay, Singapore

IMI TA valves ensure accurate temperature control without compromising on energy efficiency for over 93,000 plants of more than 1,160 species.



Burj Khalifa Tower, Dubai

The world's tallest building, 828 meters, 160 storeys, 8,000 IMI TA valves, commissioned by IMI Hydronic Engineering.



Orhideea Towers, Bucharest

A complete IMI TA controls solution was installed to deliver accurate temperature control in the 37,000 m² commercial property.



Le Trèfle Building, Geneva

Changeover system commissioned with 1,000 TA-Slider 160 Plus actuators. Digital configuration with TA-Dongle allowed to reduce by 50% the commissioning time versus the initial solution.

www.imi-hydronic.com