








Monitor Equipment | Monitor Discharge Devices | EKM-A-AX Electrically Operated Remote Controlled Monitor A (Advance) Series | ATEX Area | Standard & EFW Configuration



- Advanced version electrical monitor, complex automatic movement managed by PLC logics
- High precision positioning through high resolution encoders
- Programmable in the field through a control panel touch screen interface with fully customizable graphical menus and options
- Initiated by external detection and/or through a button on the control panel, monitor oscillates following the pre-programmed pattern, stored into PLC memory
- Pre-set position and extreme values of oscillation are field adjustable through control panel PLC parameters
- Diagnostics and maintenance functions accessible through graphical interface of touch screen
- Possibility to develop complex systems with high level of integration, communication and management of multiple monitors and control panels using standard protocols
- Refer to technical documentation for full list of features, discharge devices and control panels

SPECIFICATIONS	
Related Documents	RFQ / order checklist Technical data page (pending)
Approvals / Certifications	   
Material (Body)	Stainless Steel AISI 316
Material (Flange)	Stainless Steel AISI 316
Finish	Flame Red RAL3000 (Epoxy)
Working pressure	12 bar (max)
Flow rate	3" Body - 4000 l/min @ 7 bar 4" Body - 8000 l/min @ 7 bar
Connection Type	ANSI or PN16
Electrical Motor	3 Phase 400VAC 0.18kW
Installation Area	ATEX area
Discharge devices	Manual or electrically adjustable nozzle, foam or water branch pipe
Vertical range	Standard: -47 ° to +85 ° EFW: -90 ° to +45 °
Horizontal range	Standard: -170 ° to +170 ° EFW: -90 ° to +90 °
Options	B Series (Basic) I Series (Intermediate)

Body	Flange	Part Number		Flange	Part Number	
		Standard	EFW		Standard	EFW
3"	3" ANSI	EKM-S-3X3A-A-AX	EKM-W-3X3A-A-AX	3" PN16	EKM-S-3X3P-A-AX	EKM-W-3X3P-A-AX
	4" ANSI	EKM-S-3X4A-A-AX	EKM-W-3X4A-A-AX	4" PN16	EKM-S-3X4P-A-AX	EKM-W-3X4P-A-AX
4"	4" ANSI	EKM-S-4X4A-A-AX	EKM-W-4X4A-A-AX	4" PN16	EKM-S-4X4P-A-AX	EKM-W-4X4P-A-AX
	6" ANSI	EKM-S-4X6A-A-AX	EKM-W-4X6A-A-AX	6" PN16	EKM-S-4X6P-A-AX	EKM-W-4X6P-A-AX

Note: This document contains basic product information only. Information, photos and drawings are not contractually binding. In all cases, the manufacturer's full technical documentation (see "Related Documents" above) remains the reference document. Note that certificates, test reports and approvals may be published in the OEM name. The contents of this publication are subject to modifications without notice. All rights reserved.

Trusted above all.

