






Monitor Equipment | Monitor Discharge Devices | ECP-B Control Panel for Remote Controlled Monitor B (Basic) Series | Safe Area



- Control of monitor movement by manual joystick intervention only
- No automated routine or oscillation possible
- Refer to technical documentation for full list of features, monitors and discharge devices

SPECIFICATIONS	
Related Documents	RFQ / order checklist Technical data page (pending)
Approvals / Certifications	  
Material	Galvanized carbon steel
Finish	Light Grey RAL7035 (Powder)
Monitor Quantity	1 to 6 monitors
Ingress Protection	IP55
ON/Off Valve Control	24V Solenoid or Motorised Valve function
Mode	Manual & Automatic
Power Requirement	3 Phase 400VAC 0.18kW
Installation Area	Safe area only
Display	No (A series only)
Options	I Series (Intermediate) A Series (Advanced)

Qty Monitors Controlled	Monitor On/Off Control Valve Output	Remote Nozzle Adjustment	
		No	Yes
1	24V output to activate a priming solenoid valve	ECP-1X3-S-B-SA	ECP-1X4-S-B-SA
2		ECP-2X3-S-B-SA	ECP-2X4-S-B-SA
3		ECP-3X3-S-B-SA	ECP-3X4-S-B-SA
4		ECP-4X3-S-B-SA	ECP-4X4-S-B-SA
5		ECP-5X3-S-B-SA	ECP-5X4-S-B-SA
6		ECP-6X3-S-B-SA	ECP-6X4-S-B-SA
1	Powered output to control a motorized valve (ball, butterfly etc)	ECP-1X3-M-B-SA	ECP-1X4-M-B-SA
2		ECP-2X3-M-B-SA	ECP-2X4-M-B-SA
3		ECP-3X3-M-B-SA	ECP-3X4-M-B-SA
4		ECP-4X3-M-B-SA	ECP-4X4-M-B-SA
5		ECP-5X3-M-B-SA	ECP-5X4-M-B-SA
6		ECP-6X3-M-B-SA	ECP-6X4-M-B-SA

Note: This document contains basic product information only. Information, photos and drawings are not contractually binding. In all cases, the manufacturer's full technical documentation (see "Related Documents" above) remains the reference document. Note that certificates, test reports and approvals may be published in the OEM name. The contents of this publication are subject to modifications without notice. All rights reserved.

Trusted above all.

