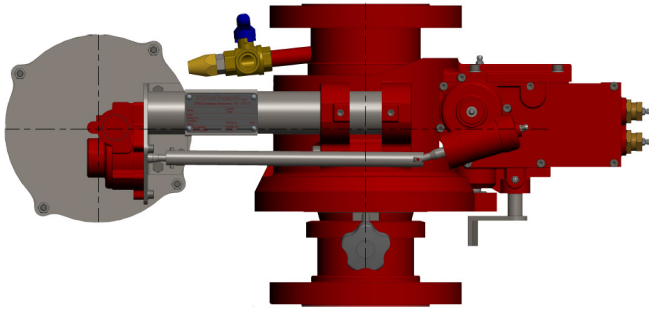






## Monitor Equipment | Oscillating Unit | VSO Oscillating Unit



Oscillating unit model VSO

### SPECIFICATIONS

<b>Related documents</b>	TD1.3.5.1 (Technical data page) TM1.3.5.1 (O&M Manual)
<b>Approvals</b>	 
<b>Material (Body)</b>	Stainless steel AISI 316
<b>Material (Gearbox)</b>	Aluminium
<b>Material (Flange)</b>	Stainless steel AISI 316
<b>Working pressure (Max.)</b>	250 psi (17.2 bar)*
<b>Finish</b>	Red epoxy (Flame red RAL3000)
<b>Inlet connection type</b>	Flanged ANSI or PN16
<b>Outlet connection type</b>	Flanged ANSI or PN16
<b>Rotation</b>	15° to 360° continuous
<b>Rotation speed</b>	4°/second @ 100 psi (6.89 bar)
<b>Options</b>	None
<b>Weight</b>	See technical data page
<p><b>Note:</b> Monitors are UL Listed as part of a fire suppression system combining designated foam concentrates and discharge devices. Listed system components can be found at <a href="https://iq.ulprospector.com">https://iq.ulprospector.com</a></p> <p>* Lower working pressures may need to be assessed based upon how the monitor is operated, supported and where installed.</p> <p>Please refer to recoil force table (see technical data page) for further information.</p>	

The oscillating unit is a device which enables a continuous movement on the horizontal plane to the monitor installed on it. The rotation motion is generated by a hydraulic turbine, fed by the same water / foam solution flow going to the discharge device at the end of the monitor.

Flow rate <sup>1,2</sup>		Body		Flange		Part number
GPM	l/min	Size	Type	Inlet	Outlet	
250 - 1,000	946 - 3,785	3"	ANSI	3"	3"	VSO3X3A
250 - 1,000	946 - 3,785	3"	PN16	3"	3"	VSO3X3P
250 - 1,000	946 - 3,785	3"	ANSI	4"	4"	VSO4X4A
250 - 1,000	946 - 3,785	3"	PN16	4"	4"	VSO4X4P

<sup>1</sup> Flow rates based on nozzle inlet pressure of 100 psi (6.89 bar)

<sup>2</sup> Flow rate with water or foam solution

Please refer to technical data page for complete ordering instructions

Note: This document contains basic product information only. Information, photos and drawings are not contractually binding. In all cases, the manufacturer's full technical documentation (see "Related Documents" above) remains the reference document. Note that certificates, test reports and approvals may be published in the OEM name. The contents of this publication are subject to modifications without notice. All rights reserved

Trusted above all.

