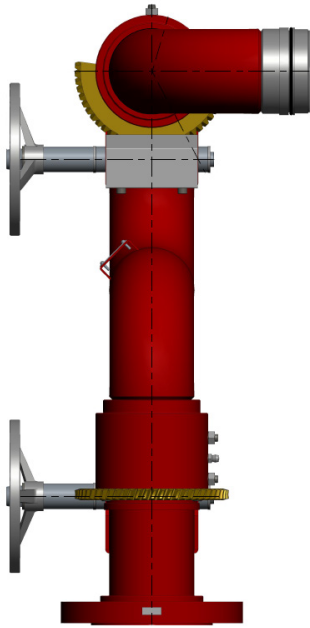






Monitor Equipment | Manual Monitor | VMW 2-Handwheel Operated Monitor



Monitor model VMW

SPECIFICATIONS	
Related documents	TD1.3.5.1 (Technical data page) TM1.3.5.1 (O&M Manual)
Approvals	 
Material (Body)	Stainless steel AISI 316
Material (Joints)	Stainless steel AISI 316, phosphor bronze balls
Material (Flange)	Stainless steel AISI 316
Working pressure (Max.)	250 psi (17.2 bar)*
Finish	Red epoxy (Flame red RAL3000)
Inlet connection type	Flanged ANSI or PN16
Outlet connection type	NH (NST) or BSP threaded (parallel)
Rotation	360° continuous
Swivels	Vertical (Handwheel) Horizontal (Handwheel)
Options	None
Weight	See technical data page
<p>Note: Monitors are UL Listed as part of a fire suppression system combining designated foam concentrates and discharge devices. Listed system components can be found at https://iq.ulprospector.com</p> <p>* Lower working pressures may need to be assessed based upon how the monitor is operated, supported and where installed.</p> <p>Please refer to recoil force table (see technical data page) for further information.</p>	

Monitors are fixed fire suppression discharge devices used in the application of firefighting water or foam solution to a specific area or risk. Monitors are an effective way of covering large areas of application. Manual or oscillating monitors are usually part of a fixed deluge or flow control system but can also be supplied locally via hydrant or fire truck hose supplies. Monitors can also be mounted on mobile trailers for greater versatility in challenging fire scenarios.

Monitors are commonly used in high risk areas such as flammable liquid storage tank farms, loading racks, incineration facilities, recycling plants, aircraft hangars, helidecks and jetty protection.

Flow rate ^{1,2}		Monitor body		Monitor inlet flange		Part number
GPM	l/min	Size	Outlet	Size	Pattern	
750 / 1,000	2,838 / 3,785	3"	NH (NST)	3"	ANSI	VMW3X3A
750 / 1,000	2,838 / 3,785	3"	BSP	3"	PN16	VMW3X3P
750 / 1,000	2,838 / 3,785	3"	NH (NST)	4"	ANSI	VMW3X4A
750 / 1,000	2,838 / 3,785	3"	BSP	4"	PN16	VMW3X4P

¹ Flow rates based on nozzle inlet pressure of 100 psi (6.89 bar)
² Flow rate with water or foam solution
 Please refer to technical data page for complete ordering instructions

Note: This document contains basic product information only. Information, photos and drawings are not contractually binding. In all cases, the manufacturer's full technical documentation (see "Related Documents" above) remains the reference document. Note that certificates, test reports and approvals may be published in the OEM name. The contents of this publication are subject to modifications without notice. All rights reserved

Trusted above all.

