





Discharge Devices & Nozzles | Foam Generator | VGH10000 Single & Paired High Expansion Generator




VGH10000 Single HEG



VGH10000 Paired HEG

SPECIFICATIONS

Related documents	TD1.3.4.25 (Technical Data Page) TM1.3.4.25 (Manual)
Approval	 GLHZ-EX28418 , GLKX EX27844
Minimum pressure	40 psi (2.8 bar)
Maximum pressure	103 psi (7.1 bar)
Material (Body)	Stainless steel
Material (Manifold)	Carbon steel or stainless steel
Material (Nozzle)	Brass
Connection type	Grooved
Installation	Vertical or horizontal
Weight	See table
Note: Foam generators are UL Listed as part of a fire extinguishing system combining 3% XMAX foam concentrate, VFT bladder tanks and VRC or VLF proportioning devices. Listed system components can be found at iq.ulprospector.com	

Aspirated-type high expansion foam generators (HEGs) are designed to expand foam into a large volume of stable bubbles. Expansion rates up to 856:1 are possible due to jet streams of foam solution that aspirate a sufficient amount of air, which is then entrained onto perforated screens to produce high expansion foam. This high performance is achieved without any external power source or moving parts, which gives advantages for installation and reduces ongoing maintenance requirements.

High expansion generators are usually part of a fixed deluge or flow control system and shall be used in combination with a suitable foam proportioning system. Foam concentrates developed and tested to work in high expansion systems shall be used. It is critical to select a combination of generator and foam concentrate that have been developed and tested together to ensure critical parameters are achieved such as expansion, submergence height and fire performance.

High expansion foam systems are commonly used on hazards such as ordinary combustibles, flammable and combustible liquids or liquefied natural gas (LNG) for example. Such hazards are commonly found in applications such as aircraft hangars, warehouses, LNG facilities, cable tunnels, underground storage or recycling plants. High expansion foam systems should be brought into operation very quickly after the onset of fire so suitable detection and actuation systems should be provided.

Part number	Configuration	Flow rate l/min (GPM)		Foam capacity CMM (CFM)		Working pressure bar (psi)		Weight (kg)
		Min	Max	Min	Max	Min	Max	
Carbon Steel Nozzle Feeding Pipe								
VGH10000V	Single	291 (77)	447 (118)	173 (5,970)	383 (13,098)	2.8 (40)	7.1 (103)	72
VGH10000V-P	Paired	582 (154)	894 (236)	346 (11,940)	765 (26,196)	2.8 (40)	7.1 (103)	186
Stainless Steel Nozzle Feeding Pipe								
VGH10000VS	Single	291 (77)	447 (118)	173 (5,970)	383 (13,098)	2.8 (40)	7.1 (103)	72
VGH10000VS-P	Paired	582 (154)	894 (236)	346 (11,940)	765 (26,196)	2.8 (40)	7.1 (103)	186

LPM = Litres per minute, GPM = Gallons per minute, CMM = Cubic meters per minute, CFM = Cubic feet per minute

Note: This document contains basic product information only. Information, photos and drawings are not contractually binding. In all cases, the manufacturer's full technical documentation (see "Related Documents" above) remains the reference document. Note that certificates, test reports and approvals may be published in the OEM name. The contents of this publication are subject to modifications without notice. All rights reserved

Trusted above all.

Viking S.A. (ed.) | 21, Z.I. Haneboesch | L-4562 Differdange/Nieder Korn | Luxembourg | vikinglux@viking-emea.com | www.viking-emea.com

